

# Municipal In-year reports & supporting tables

mSCOA Version 6.9

[Click for Instructions!](#)

[Accountability](#)

[Transparency](#)

[Information &  
service delivery](#)



**national treasury**

Department:  
National Treasury  
REPUBLIC OF SOUTH AFRICA

**Contact details:**

Technical enquiries to the MFMA Helpline at:  
[lgdataqueries@treasury.gov.za](mailto:lgdataqueries@treasury.gov.za)

Data submission enquiries:  
Electronic documents: [lgdocuments@treasury.gov.za](mailto:lgdocuments@treasury.gov.za)  
Queries on formats: [lgdataqueries@treasury.gov.za](mailto:lgdataqueries@treasury.gov.za)

### Preparation Instructions

Municipality Name:

CFO Name:

Tel:  Fax:

E-Mail:

Reporting Period:

MTREF:

Budget Year:

Does this municipality have Entities?

If YES: Identify type of report:

**Name Votes & Sub-Votes**

### Printing Instructions

#### Showing / Hiding Columns

#### Showing / Clearing Highlights

### Important documents which provide essential assistance

[MFMA Budget Circulars](#)

[Click to view](#)

[MBRR Budget Formats Guide](#)

[Click to view](#)

[Dummy Budget Guide](#)

[Click to view](#)

[Funding Compliance Guide](#)

[Click to view](#)

[MFMA Return Forms](#)

[Click to view](#)

| Organisational Structure Votes         | Complete Votes & Sub-Votes                  | Select Org. Structure                      |
|--|---|--|
| Vote 1 - EXECUTIVE AND COUNCIL         | <b>Vote 1 EXECUTIVE AND COUNCIL</b>         |  |
| Vote 2 - BUDGET AND TREASURY           | 1.1 Mayor and Council                       | 1.1 - Mayor and Council                    |
| Vote 3 - CORPORATE SERVICES            | 1.2 Municipal Manager                       | 1.2 - Municipal Manager                    |
| Vote 4 - PLANNING AND DEVELOPMENT      | 1.3   | 1.3 -                                      |
| Vote 5 - COMMUNITY AND SOCIAL SERVICES | 1.4   | 1.4 -                                      |
| Vote 6 - SPORT AND RECREATION          | 1.5   | 1.5 -                                      |
| Vote 7 - WASTE MANAGEMENT              | 1.6   | 1.6 -                                      |
| Vote 8 - WASTE WATER MANAGEMENT        | 1.7   | 1.7 -                                      |
| Vote 9 - ROADS AND TRANSPORT           | 1.8   | 1.8 -                                      |
| Vote 10 - WATER                        | 1.9   | 1.9 -                                      |
| Vote 11 - PUBLIC SAFETY                | 1.10  | 1.10 -                                     |
| Vote 12 - ELECTRICITY DISTRIBUTION     | <b>Vote 2 BUDGET AND TREASURY</b>           |  |
| Vote 13 -                              | 2.1 Cost to chief financial officer         | 2.1 - Cost to chief financial officer      |
| Vote 14 -                              | 2.2 Professional fees                       | 2.2 - Professional fees                    |
| Vote 15 -                              | 2.3 Finance and Admin                       | 2.3 - Finance and Admin                    |
|  | 2.4   | 2.4 -                                      |
|  | 2.5   | 2.5 -                                      |
|  | 2.6   | 2.6 -                                      |
|  | 2.7   | 2.7 -                                      |
|  | 2.8   | 2.8 -                                      |
|  | 2.9   | 2.9 -                                      |
|  | 2.10  | 2.10 -                                     |
|  | <b>Vote 3 CORPORATE SERVICES</b>            |  |
|  | 3.1 Human resources                         | 3.1 - Human resources                      |
|  | 3.2 Information Technology                  | 3.2 - Information Technology               |
|  | 3.3 Property Services                       | 3.3 - Property Services                    |
|  | 3.4 Other Admin                             | 3.4 - Other Admin                          |
|  | 3.5   | 3.5 -                                      |
|  | 3.6   | 3.6 -                                      |
|  | 3.7   | 3.7 -                                      |
|  | 3.8   | 3.8 -                                      |
|  | 3.9   | 3.9 -                                      |
|  | 3.10  | 3.10 -                                     |
|  | <b>Vote 4 PLANNING AND DEVELOPMENT</b>      |  |
|  | 4.1 Economic                                | 4.1 - Economic                             |
|  | 4.2 Development Planning                    | 4.2 - Development Planning                 |
|  | 4.3 Town Planning / Building Enforcement    | 4.3 - Town Planning / Building Enforcement |
|  | 4.4 Licensing and Regualtions               | 4.4 - Licensing and Regualtions            |
|  | 4.5   | 4.5 -                                      |
|  | 4.6   | 4.6 -                                      |
|  | 4.7   | 4.7 -                                      |
|  | 4.8   | 4.8 -                                      |
|  | 4.9   | 4.9 -                                      |
|  | 4.10  | 4.10 -                                     |
|  | <b>Vote 5 COMMUNITY AND SOCIAL SERVICES</b> |  |
|  | 5.1 Libraries and Archives                  | 5.1 - Libraries and Archives               |
|  | 5.2 Museum and Art Galleries                | 5.2 - Museum and Art Galleries             |
|  | 5.3 Community Halls and Facilities          | 5.3 - Community Halls and Facilities       |
|  | 5.4 Cemeteries                              | 5.4 - Cemeteries                           |
|  | 5.5 Child Care                              | 5.5 - Child Care                           |
|  | 5.6 Aged Care                               | 5.6 - Aged Care                            |
|  | 5.7 Other Community                         | 5.7 - Other Community                      |
|  | 5.8 Other Social                            | 5.8 - Other Social                         |
|  | 5.9   | 5.9 -                                      |
|  | 5.10  | 5.10 -                                     |
|  | <b>Vote 6 SPORT AND RECREATION</b>          |  |
|  | 6.1 Sport Grounds                           | 6.1 - Sport Grounds                        |
|  | 6.2   | 6.2 -                                      |
|  | 6.3   | 6.3 -                                      |
|  | 6.4   | 6.4 -                                      |
|  | 6.5   | 6.5 -                                      |
|  | 6.6   | 6.6 -                                      |
|  | 6.7   | 6.7 -                                      |
|  | 6.8   | 6.8 -                                      |
|  | 6.9   | 6.9 -                                      |
|  | 6.10  | 6.10 -                                     |
|  | <b>Vote 7 WASTE MANAGEMENT</b>              |  |
|  | 7.1 Solid Waste                             | 7.1 - Solid Waste                          |
|  | 7.2   | 7.2 -                                      |
|  | 7.3   | 7.3 -                                      |
|  | 7.4   | 7.4 -                                      |
|  | 7.5   | 7.5 -                                      |
|  | 7.6   | 7.6 -                                      |
|  | 7.7   | 7.7 -                                      |
|  | 7.8   | 7.8 -                                      |
|  | 7.9   | 7.9 -                                      |
|  | 7.10  | 7.10 -                                     |
|  | <b>Vote 8 WASTE WATER MANAGEMENT</b>        |  |
|  | 8.1 Sewerage                                | 8.1 - Sewerage                             |
|  | 8.2 Storm Water Management                  | 8.2 - Storm Water Management               |
|  | 8.3 Public Toilets                          | 8.3 - Public Toilets                       |
|  | 8.4   | 8.4 -                                      |
|  | 8.5   | 8.5 -                                      |
|  | 8.6   | 8.6 -                                      |
|  | 8.7   | 8.7 -                                      |
|  | 8.8   | 8.8 -                                      |
|  | 8.9   | 8.9 -                                      |
|  | 8.10  | 8.10 -                                     |

|                |                                 |                                 |
|----------------|---------------------------------|---------------------------------|
| <b>Vote 9</b>  | <b>ROADS AND TRANSPORT</b>      |                                 |
| 9.1            | Roads                           | 9.1 - Roads                     |
| 9.2            | Public Busses                   | 9.2 - Public Busses             |
| 9.3            | Parking Garages                 | 9.3 - Parking Garages           |
| 9.4            | Licensing and Testing           | 9.4 - Licensing and Testing     |
| 9.5            | Others                          | 9.5 - Others                    |
| 9.6            |                                 | 9.6 -                           |
| 9.7            |                                 | 9.7 -                           |
| 9.8            |                                 | 9.8 -                           |
| 9.9            |                                 | 9.9 -                           |
| 9.10           |                                 | 9.10 -                          |
| <b>Vote 10</b> | <b>WATER</b>                    |                                 |
| 10.1           | Water Distribution              | 10.1 - Water Distribution       |
| 10.2           | Water Storage                   | 10.2 - Water Storage            |
| 10.3           |                                 | 10.3 -                          |
| 10.4           |                                 | 10.4 -                          |
| 10.5           |                                 | 10.5 -                          |
| 10.6           |                                 | 10.6 -                          |
| 10.7           |                                 | 10.7 -                          |
| 10.8           |                                 | 10.8 -                          |
| 10.9           |                                 | 10.9 -                          |
| 10.10          |                                 | 10.10 -                         |
| <b>Vote 11</b> | <b>PUBLIC SAFETY</b>            |                                 |
| 11.1           | Other                           | 11.1 - Other                    |
| 11.2           | Street Lighting                 | 11.2 - Street Lighting          |
| 11.3           |                                 | 11.3 -                          |
| 11.4           |                                 | 11.4 -                          |
| 11.5           |                                 | 11.5 -                          |
| 11.6           |                                 | 11.6 -                          |
| 11.7           |                                 | 11.7 -                          |
| 11.8           |                                 | 11.8 -                          |
| 11.9           |                                 | 11.9 -                          |
| 11.10          |                                 | 11.10 -                         |
| <b>Vote 12</b> | <b>ELECTRICITY DISTRIBUTION</b> |                                 |
| 12.1           | Electricity Distribution        | 12.1 - Electricity Distribution |
| 12.2           |                                 | 12.2 -                          |
| 12.3           |                                 | 12.3 -                          |
| 12.4           |                                 | 12.4 -                          |
| 12.5           |                                 | 12.5 -                          |
| 12.6           |                                 | 12.6 -                          |
| 12.7           |                                 | 12.7 -                          |
| 12.8           |                                 | 12.8 -                          |
| 12.9           |                                 | 12.9 -                          |
| 12.10          |                                 | 12.10 -                         |
| <b>Vote 13</b> |                                 |                                 |
| 13.1           |                                 | 13.1 -                          |
| 13.2           |                                 | 13.2 -                          |
| 13.3           |                                 | 13.3 -                          |
| 13.4           |                                 | 13.4 -                          |
| 13.5           |                                 | 13.5 -                          |
| 13.6           |                                 | 13.6 -                          |
| 13.7           |                                 | 13.7 -                          |
| 13.8           |                                 | 13.8 -                          |
| 13.9           |                                 | 13.9 -                          |
| 13.10          |                                 | 13.10 -                         |
| <b>Vote 14</b> |                                 |                                 |
| 14.1           |                                 | 14.1 -                          |
| 14.2           |                                 | 14.2 -                          |
| 14.3           |                                 | 14.3 -                          |
| 14.4           |                                 | 14.4 -                          |
| 14.5           |                                 | 14.5 -                          |
| 14.6           |                                 | 14.6 -                          |
| 14.7           |                                 | 14.7 -                          |
| 14.8           |                                 | 14.8 -                          |
| 14.9           |                                 | 14.9 -                          |
| 14.10          |                                 | 14.10 -                         |
| <b>Vote 15</b> |                                 |                                 |
| 15.1           |                                 | 15.1 -                          |
| 15.2           |                                 | 15.2 -                          |
| 15.3           |                                 | 15.3 -                          |
| 15.4           |                                 | 15.4 -                          |
| 15.5           |                                 | 15.5 -                          |
| 15.6           |                                 | 15.6 -                          |
| 15.7           |                                 | 15.7 -                          |
| 15.8           |                                 | 15.8 -                          |
| 15.9           |                                 | 15.9 -                          |
| 15.10          |                                 | 15.10 -                         |

Choose name from list - Contact Information

| A. GENERAL INFORMATION               |                                  |  |
|--------------------------------------|----------------------------------|--|
| Municipality                         | Choose name from list            | Set name on 'Instructions' sheet   |
| Grade                                | 3                                | <a href="#">* Grade in terms of the Remuneration of Public Office Bearers Act.</a> |
| Province                             | Set name on 'Instructions' sheet |  |
| Web Address                          | www.maruleng.gov.za              |  |
| e-mail Address                       | info@maruleng.gov.za             |  |
| B. CONTACT INFORMATION               |                                  |  |
| <b>Postal address:</b>               |                                  |  |
| P.O. Box                             | 627                              |  |
| City / Town                          | Hoedspruit                       |  |
| Postal Code                          | 1380                             |  |
| <b>Street address</b>                |                                  |  |
| Building                             | 65                               |  |
| Street No. & Name                    | Springbok Street                 |  |
| City / Town                          | Hoedspruit                       |  |
| Postal Code                          | 1380                             |  |
| <b>General Contacts</b>              |                                  |  |
| Telephone number                     | 167932409                        |  |
| Fax number                           | 157932341                        |  |
| C. POLITICAL LEADERSHIP              |                                  |  |
| <b>Speaker:</b>                      |                                  | <b>Secretary/PA to the Speaker:</b>  |
| ID Number                            |                                  | ID Number  |
| Title                                | Ms                               | Title  |
| Name                                 | Blantina Raganya                 | Name   |
| Telephone number                     | 157932409                        | Telephone number   |
| Cell number                          | 769136573                        | Cell number  |
| Fax number                           |                                  | Fax number   |
| E-mail address                       | makgotablantina@gmail.com        | E-mail address   |
| <b>Mayor/Executive Mayor:</b>        |                                  | <b>Secretary/PA to the Mayor/Executive Mayor:</b>                                  |
| ID Number                            |                                  | ID Number  |
| Title                                | Mr                               | Title  |
| Name                                 | Tsheko Mosolwa                   | Name   |
| Telephone number                     | 157932409                        | Telephone number   |
| Cell number                          |                                  | Cell number  |
| Fax number                           | 157932341                        | Fax number   |
| E-mail address                       | mtsheko800@gmail.com             | E-mail address   |
| <b>Deputy Mayor/Executive Mayor:</b> |                                  | <b>Secretary/PA to the Deputy Mayor/Executive Mayor:</b>                           |
| ID Number                            |                                  | ID Number  |
| Title                                |                                  | Title  |
| Name                                 |                                  | Name   |
| Telephone number                     |                                  | Telephone number   |
| Cell number                          |                                  | Cell number  |
| Fax number                           |                                  | Fax number   |
| E-mail address                       |                                  | E-mail address   |
| D. MANAGEMENT LEADERSHIP             |                                  |  |
| <b>Municipal Manager:</b>            |                                  | <b>Secretary/PA to the Municipal Manager:</b>                                      |
| ID Number                            |                                  | ID Number  |
| Title                                | Ms                               | Title  |
| Name                                 | Setimela Sampson Sebashe         | Name   |
| Telephone number                     | 157932409                        | Telephone number   |

|                                |                     |  |                         |
|--------------------------------|---------------------|--|-------------------------|
| Cell number                    |                     | Cell number  | 646250057               |
| Fax number                     |                     | Fax number   |                         |
| E-mail address                 | sebashe01@gmail.com | E-mail address                                     | judismnga@gmail.com     |
| <b>Chief Financial Officer</b> |                     | <b>Secretary/PA to the Chief Financial Officer</b> |                         |
| ID Number                      |                     | ID Number  |                         |
| Title                          | Mr                  | Title  | Mr                      |
| Name                           | Herman Sebelebele   | Name   | Jamela Abu              |
| Telephone number               | 157932409           | Telephone number                                   | 155901650               |
| Cell number                    |                     | Cell number  | 828011544               |
| Fax number                     | 157932341           | Fax number   |                         |
| E-mail address                 | cfomlm20@gmail.com  | E-mail address                                     | jamelaa@maruleng.gov.za |
|                                |                     |  |                         |

|  |                         |  |                            |
|--|-------------------------|--|----------------------------|
| <b>Official responsible for submitting financial information</b> |                         | <b>Official responsible for submitting financial information</b> |                            |
| ID Number  |                         | ID Number  |                            |
| Title  | Manager Budgets and AFS | Title  | Ms                         |
| Name   | Ms MF Sekgobela         | Name   | Mmakoma Janice Mashilane   |
| Telephone number   | 157932409               | Telephone number   | 157932409                  |
| Cell number  |                         | Cell number  |                            |
| Fax number   |                         | Fax number   | 157932341                  |
| E-mail address   | mfsekgobela12@gmail.com | E-mail address   | mashilanem@maruleng.gov.za |
| <b>Official responsible for submitting financial information</b> |                         | <b>Official responsible for submitting financial information</b> |                            |
| ID Number  |                         | ID Number  |                            |
| Title  |                         | Title  |                            |
| Name   |                         | Name   |                            |
| Telephone number   |                         | Telephone number   |                            |
| Cell number  |                         | Cell number  |                            |
| Fax number   |                         | Fax number   |                            |
| E-mail address   |                         | E-mail address   |                            |
| <b>Official responsible for submitting financial information</b> |                         | <b>Official responsible for submitting financial information</b> |                            |
| ID Number  |                         | ID Number  |                            |
| Title  |                         | Title  |                            |
| Name   |                         | Name   |                            |
| Telephone number   |                         | Telephone number   |                            |
| Cell number  |                         | Cell number  |                            |
| Fax number   |                         | Fax number   |                            |
| E-mail address   |                         | E-mail address   |                            |
| <b>Official responsible for submitting financial information</b> |                         | <b>Official responsible for submitting financial information</b> |                            |
| ID Number  |                         | ID Number  |                            |
| Title  |                         | Title  |                            |
| Name   |                         | Name   |                            |
| Telephone number   |                         | Telephone number   |                            |
| Cell number  |                         | Cell number  |                            |
| Fax number   |                         | Fax number   |                            |
| E-mail address   |                         | E-mail address   |                            |
| <b>Official responsible for submitting financial information</b> |                         | <b>Official responsible for submitting financial information</b> |                            |
| ID Number  |                         | ID Number  |                            |
| Title  |                         | Title  |                            |
| Name   |                         | Name   |                            |
| Telephone number   |                         | Telephone number   |                            |
| Cell number  |                         | Cell number  |                            |
| Fax number   |                         | Fax number   |                            |
| E-mail address   |                         | E-mail address   |                            |
| <b>Official responsible for submitting financial information</b> |                         | <b>Official responsible for submitting financial information</b> |                            |
| ID Number  |                         | ID Number  |                            |
| Title  |                         | Title  |                            |
| Name   |                         | Name   |                            |
| Telephone number   |                         | Telephone number   |                            |
| Cell number  |                         | Cell number  |                            |
| Fax number   |                         | Fax number   |                            |
| E-mail address   |                         | E-mail address   |                            |
| <b>Official responsible for submitting financial information</b> |                         | <b>Official responsible for submitting financial information</b> |                            |
| ID Number  |                         | ID Number  |                            |
| Title  |                         | Title  |                            |
| Name   |                         | Name   |                            |
| Telephone number   |                         | Telephone number   |                            |
| Cell number  |                         | Cell number  |                            |
| Fax number   |                         | Fax number   |                            |
| E-mail address   |                         | E-mail address   |                            |
| <b>Official responsible for submitting financial information</b> |                         | <b>Official responsible for submitting financial information</b> |                            |
| ID Number  |                         | ID Number  |                            |
| Title  |                         | Title  |                            |
| Name   |                         | Name   |                            |
| Telephone number   |                         | Telephone number   |                            |
| Cell number  |                         | Cell number  |                            |
| Fax number   |                         | Fax number   |                            |
| E-mail address   |                         | E-mail address   |                            |
| <b>Official responsible for submitting financial information</b> |                         | <b>Official responsible for submitting financial information</b> |                            |
| ID Number  |                         | ID Number  |                            |
| Title  |                         | Title  |                            |
| Name   |                         | Name   |                            |
| Telephone number   |                         | Telephone number   |                            |
| Cell number  |                         | Cell number  |                            |
| Fax number   |                         | Fax number   |                            |
| E-mail address   |                         | E-mail address   |                            |

Choose name from list - Table C1 Monthly Budget Statement Summary - M09 - March

| Description  | 2024/25          | Budget Year 2025/26 |                   |                    |                    |                    |                     |                 |                    |
|--|------------------|---------------------|-------------------|--------------------|--------------------|--------------------|---------------------|-----------------|--------------------|
|  | Audited Outcome  | Original Budget     | Adjusted Budget   | Monthly actual     | YearTD actual      | YearTD budget      | YTD variance        | YTD variance %  | Full Year Forecast |
| <b>R thousands</b>   |                  |                     |                   |                    |                    |                    |                     |                 |                    |
| <b>Financial Performance</b>   |                  |                     |                   |                    |                    |                    |                     |                 |                    |
| Property rates   | 186 026          | 222 681             | 222 681           | 16 723             | 155 419            | 167 011            | (11 592)            | -7%             | 222 681            |
| Service charges  | 5 707            | 6 300               | 6 300             | (797)              | 5 093              | 4 725              | 368                 | 8%              | 6 300              |
| Investment revenue   | 12 257           | 12 854              | 9 600             | 1 491              | 6 801              | 8 847              | (2 047)             | -23%            | 9 600              |
| Transfers and subsidies - Operational                                | 187 658          | 184 005             | 211 724           | 43 450             | 182 179            | 138 722            | 43 456              | 31%             | 211 724            |
| Other own revenue  | 32 550           | 36 793              | 36 069            | 2 517              | 28 214             | 27 980             | 234                 | 1%              | 36 069             |
| <b>Total Revenue (excluding capital transfers and contributions)</b> | <b>424 198</b>   | <b>462 633</b>      | <b>486 374</b>    | <b>63 384</b>      | <b>377 705</b>     | <b>347 285</b>     | <b>30 419</b>       | <b>9%</b>       | <b>486 374</b>     |
| Employee costs   | 101 171          | 124 320             | 117 637           | 8 949              | 84 323             | 91 503             | (7 180)             | -8%             | 117 637            |
| Remuneration of Councillors  | 12 518           | 13 377              | 13 377            | 1 846              | 10 793             | 10 033             | 760                 | 8%              | 13 377             |
| Depreciation and amortisation  | 33 008           | 37 000              | 34 500            | -                  | 15 371             | 27 100             | (11 729)            | -43%            | 34 500             |
| Interest   | 2 436            | 2 100               | 2 700             | -                  | 327                | 1 731              | (1 404)             | -81%            | 2 700              |
| Inventory consumed and bulk purchases                                | 5 474            | 10 000              | 9 750             | 3 446              | 11 008             | 7 435              | 3 573               | 48%             | 9 750              |
| Transfers and subsidies  | 59 754           | -                   | -                 | -                  | -                  | -                  | -                   | -               | -                  |
| Other expenditure  | 202 398          | 200 755             | 324 829           | 83 033             | 205 316            | 171 000            | 34 316              | 20%             | 324 829            |
| <b>Total Expenditure</b>   | <b>416 760</b>   | <b>387 552</b>      | <b>502 793</b>    | <b>97 274</b>      | <b>327 138</b>     | <b>308 801</b>     | <b>18 336</b>       | <b>6%</b>       | <b>502 793</b>     |
| <b>Surplus/(Deficit)</b>   | <b>7 438</b>     | <b>75 080</b>       | <b>(16 419)</b>   | <b>(33 890)</b>    | <b>50 567</b>      | <b>38 484</b>      | <b>12 083</b>       | <b>31%</b>      | <b>(16 419)</b>    |
| Transfers and subsidies - capital (monetary allocations)             | 66 232           | 30 817              | 85 395            | 3 262              | 38 318             | 47 690             | (9 372)             | -20%            | 85 395             |
| Transfers and subsidies - capital (in-kind)                          | -                | -                   | -                 | -                  | -                  | -                  | -                   | -               | -                  |
| <b>contributions</b>   | <b>73 670</b>    | <b>105 897</b>      | <b>68 976</b>     | <b>(30 627)</b>    | <b>88 885</b>      | <b>86 174</b>      | <b>2 711</b>        | <b>3%</b>       | <b>68 976</b>      |
| Share of surplus/ (deficit) of associate                             | -                | -                   | -                 | -                  | -                  | -                  | -                   | -               | -                  |
| <b>Surplus/ (Deficit) for the year</b>                               | <b>73 670</b>    | <b>105 897</b>      | <b>68 976</b>     | <b>(30 627)</b>    | <b>88 885</b>      | <b>86 174</b>      | <b>2 711</b>        | <b>3%</b>       | <b>68 976</b>      |
| <b>Capital expenditure &amp; funds sources</b>                       |                  |                     |                   |                    |                    |                    |                     |                 |                    |
| <b>Capital expenditure</b>   | <b>239 283</b>   | <b>194 006</b>      | <b>178 142</b>    | <b>(43 229)</b>    | <b>115 791</b>     | <b>100 098</b>     | <b>15 693</b>       | <b>16%</b>      | <b>178 142</b>     |
| Capital transfers recognised   | 2 515            | 26 797              | 78 169            | 2 956              | 34 371             | 41 356             | (6 985)             | -17%            | 78 169             |
| Borrowing  | -                | -                   | -                 | -                  | -                  | -                  | -                   | -               | -                  |
| Internally generated funds   | 121 819          | 167 208             | 99 972            | (46 185)           | 81 421             | 58 742             | 22 678              | 39%             | 99 972             |
| <b>Total sources of capital funds</b>                                | <b>124 334</b>   | <b>194 006</b>      | <b>178 142</b>    | <b>(43 229)</b>    | <b>115 791</b>     | <b>100 098</b>     | <b>15 693</b>       | <b>16%</b>      | <b>178 142</b>     |
| <b>Financial position</b>  |                  |                     |                   |                    |                    |                    |                     |                 |                    |
| Total current assets   | 533 423          | 534 099             | 534 526           |                    | 577 346            |                    |                     |                 | 534 526            |
| Total non current assets   | 955 668          | 1 447 144           | 1 433 780         |                    | 1 056 088          |                    |                     |                 | 1 433 780          |
| Total current liabilities  | 409 850          | 372 428             | 396 228           |                    | 466 356            |                    |                     |                 | 396 228            |
| Total non current liabilities  | 7 736            | 6 513               | 6 513             |                    | 6 688              |                    |                     |                 | 6 513              |
| Community wealth/Equity  | 1 071 504        | 1 602 302           | 1 565 565         |                    | 1 160 390          |                    |                     |                 | 1 565 565          |
| <b>Cash flows</b>  |                  |                     |                   |                    |                    |                    |                     |                 |                    |
| Net cash from (used) operating                                       | -                | 107 728             | 118 665           | 65 873             | 253 285            | 89 060             | (164 225)           | -184%           | 118 665            |
| Net cash from (used) investing                                       | 211 856          | (194 506)           | (179 142)         | (20 541)           | (199 285)          | (100 473)          | 98 812              | -98%            | (179 142)          |
| Net cash from (used) financing                                       | -                | -                   | -                 | -                  | -                  | -                  | -                   | -               | -                  |
| <b>Cash/cash equivalents at the month/year end</b>                   | <b>382 495</b>   | <b>78 034</b>       | <b>104 335</b>    | <b>-</b>           | <b>223 002</b>     | <b>153 398</b>     | <b>(69 604)</b>     | <b>-45%</b>     | <b>108 526</b>     |
| <b>Debtors &amp; creditors analysis</b>                              | <b>0-30 Days</b> | <b>31-60 Days</b>   | <b>61-90 Days</b> | <b>91-120 Days</b> | <b>121-150 Dys</b> | <b>151-180 Dys</b> | <b>181 Dys-1 Yr</b> | <b>Over 1Yr</b> | <b>Total</b>       |
| <b>Debtors Age Analysis</b>  |                  |                     |                   |                    |                    |                    |                     |                 |                    |
| Total By Income Source   | 20 633           | 12 648              | 11 093            | 9 582              | 10 899             | 9 087              | 8 197               | 262 918         | 345 057            |
| <b>Creditors Age Analysis</b>  |                  |                     |                   |                    |                    |                    |                     |                 |                    |
| Total Creditors  | -                | -                   | -                 | -                  | -                  | -                  | -                   | 0               | 0                  |

Choose name from list - Table C2 Monthly Budget Statement - Financial Performance (functional classification) - M09 - March

| Description                                | Ref      | Budget Year 2025/26 |                |                |                 |                |                |                 |             |                |
|--|----------|---------------------|----------------|----------------|-----------------|----------------|----------------|-----------------|-------------|----------------|
|  |          | 2024/25 Audited     | Original       | Adjusted       | Monthly actual  | YearTD actual  | YearTD         | YTD             | YTD %       | Full Year      |
| <b>R thousands</b>                         | <b>1</b> |                     |                |                |                 |                |                |                 |             |                |
| <b>Revenue - Functional</b>                |          |                     |                |                |                 |                |                |                 |             |                |
| <b>Governance and administration</b>       |          | <b>465 049</b>      | <b>467 316</b> | <b>509 994</b> | <b>63 579</b>   | <b>394 708</b> | <b>364 601</b> | <b>30 107</b>   | <b>8%</b>   | <b>509 994</b> |
| Executive and council                      |          | -                   | -              | -              | -               | -              | -              | -               | -           | -              |
| Finance and administration                 |          | 465 049             | 467 316        | 509 994        | 63 579          | 394 708        | 364 601        | 30 107          | 8%          | 509 994        |
| Internal audit                             |          | -                   | -              | -              | -               | -              | -              | -               | -           | -              |
| <b>Community and public safety</b>         |          | <b>236</b>          | <b>74</b>      | <b>74</b>      | <b>3</b>        | <b>72</b>      | <b>56</b>      | <b>17</b>       | <b>30%</b>  | <b>74</b>      |
| Community and social services              |          | 152                 | 73             | 73             | 3               | 73             | 55             | 18              | 33%         | 73             |
| Sport and recreation                       |          | -                   | -              | -              | -               | -              | -              | -               | -           | -              |
| Public safety                              |          | 84                  | 1              | 1              | -               | (1)            | 1              | (1)             | -164%       | 1              |
| Housing                                    |          | -                   | -              | -              | -               | -              | -              | -               | -           | -              |
| Health                                     |          | -                   | -              | -              | -               | -              | -              | -               | -           | -              |
| <b>Economic and environmental services</b> |          | <b>7 363</b>        | <b>10 683</b>  | <b>49 171</b>  | <b>3 696</b>    | <b>9 571</b>   | <b>18 960</b>  | <b>(9 389)</b>  | <b>-50%</b> | <b>49 171</b>  |
| Planning and development                   |          | 3 865               | 2 973          | 4 073          | 221             | 2 606          | 2 498          | 109             | 4%          | 4 073          |
| Road transport                             |          | 3 498               | 7 710          | 45 099         | 3 475           | 6 964          | 16 462         | (9 498)         | -58%        | 45 099         |
| Environmental protection                   |          | -                   | -              | -              | -               | -              | -              | -               | -           | -              |
| <b>Trading services</b>                    |          | <b>14 835</b>       | <b>11 671</b>  | <b>12 530</b>  | <b>(901)</b>    | <b>9 123</b>   | <b>9 506</b>   | <b>(383)</b>    | <b>-4%</b>  | <b>12 530</b>  |
| Energy sources                             |          | 9 129               | 5 371          | 6 090          | -               | 3 995          | 4 747          | (752)           | -16%        | 6 090          |
| Water management                           |          | 0                   | -              | -              | (1 113)         | 393            | -              | 393             | #DIV/0!     | -              |
| Waste water management                     |          | (0)                 | -              | 140            | (271)           | 92             | 34             | 58              | 170%        | 140            |
| Waste management                           |          | 5 706               | 6 300          | 6 300          | 482             | 4 642          | 4 725          | (83)            | -2%         | 6 300          |
| <b>Other</b>                               | <b>4</b> | <b>2 946</b>        | <b>3 706</b>   | <b>-</b>       | <b>269</b>      | <b>2 549</b>   | <b>1 853</b>   | <b>696</b>      | <b>38%</b>  | <b>-</b>       |
| <b>Total Revenue - Functional</b>          | <b>2</b> | <b>490 429</b>      | <b>493 450</b> | <b>571 769</b> | <b>66 646</b>   | <b>416 023</b> | <b>394 976</b> | <b>21 047</b>   | <b>5%</b>   | <b>571 769</b> |
| <b>Expenditure - Functional</b>            |          |                     |                |                |                 |                |                |                 |             |                |
| <b>Governance and administration</b>       |          | <b>304 961</b>      | <b>257 678</b> | <b>279 883</b> | <b>18 687</b>   | <b>169 913</b> | <b>194 458</b> | <b>(24 545)</b> | <b>-13%</b> | <b>279 883</b> |
| Executive and council                      |          | 103 634             | 50 943         | 45 204         | 5 805           | 30 968         | 36 715         | (5 747)         | -16%        | 45 204         |
| Finance and administration                 |          | 201 328             | 206 734        | 234 679        | 12 882          | 138 945        | 157 743        | (18 798)        | -12%        | 234 679        |
| Internal audit                             |          | -                   | -              | -              | -               | -              | -              | -               | -           | -              |
| <b>Community and public safety</b>         |          | <b>52 866</b>       | <b>61 259</b>  | <b>58 015</b>  | <b>4 170</b>    | <b>38 595</b>  | <b>45 101</b>  | <b>(6 506)</b>  | <b>-14%</b> | <b>58 015</b>  |
| Community and social services              |          | 52 866              | 61 259         | 58 015         | 4 170           | 38 595         | 45 101         | (6 506)         | -14%        | 58 015         |
| Sport and recreation                       |          | -                   | -              | -              | -               | -              | -              | -               | -           | -              |
| Public safety                              |          | -                   | -              | -              | -               | -              | -              | -               | -           | -              |
| Housing                                    |          | -                   | -              | -              | -               | -              | -              | -               | -           | -              |
| Health                                     |          | -                   | -              | -              | -               | -              | -              | -               | -           | -              |
| <b>Economic and environmental services</b> |          | <b>41 129</b>       | <b>51 266</b>  | <b>146 889</b> | <b>72 995</b>   | <b>102 578</b> | <b>55 598</b>  | <b>46 980</b>   | <b>84%</b>  | <b>146 889</b> |
| Planning and development                   |          | 26 044              | 31 594         | 35 035         | 2 012           | 22 926         | 24 590         | (1 664)         | -7%         | 35 035         |
| Road transport                             |          | 15 085              | 19 672         | 111 854        | 70 983          | 79 652         | 31 008         | 48 644          | 157%        | 111 854        |
| Environmental protection                   |          | -                   | -              | -              | -               | -              | -              | -               | -           | -              |
| <b>Trading services</b>                    |          | <b>17 804</b>       | <b>17 350</b>  | <b>18 005</b>  | <b>1 422</b>    | <b>16 052</b>  | <b>13 644</b>  | <b>2 408</b>    | <b>18%</b>  | <b>18 005</b>  |
| Energy sources                             |          | 8 569               | 5 470          | 5 975          | 66              | 3 827          | 4 697          | (870)           | -19%        | 5 975          |
| Water management                           |          | (0)                 | -              | -              | 536             | 4 808          | -              | 4 808           | #DIV/0!     | -              |
| Waste water management                     |          | -                   | -              | -              | -               | -              | -              | -               | -           | -              |
| Waste management                           |          | 9 234               | 11 880         | 12 030         | 820             | 7 417          | 8 948          | (1 531)         | -17%        | 12 030         |
| <b>Other</b>                               |          | <b>-</b>            | <b>-</b>       | <b>-</b>       | <b>-</b>        | <b>-</b>       | <b>-</b>       | <b>-</b>        | <b>-</b>    | <b>-</b>       |
| <b>Total Expenditure - Functional</b>      | <b>3</b> | <b>416 760</b>      | <b>387 552</b> | <b>502 793</b> | <b>97 274</b>   | <b>327 138</b> | <b>308 801</b> | <b>18 336</b>   | <b>6%</b>   | <b>502 793</b> |
| <b>Surplus/ (Deficit) for the year</b>     |          | <b>73 670</b>       | <b>105 897</b> | <b>68 976</b>  | <b>(30 627)</b> | <b>88 885</b>  | <b>86 174</b>  | <b>2 711</b>    | <b>3%</b>   | <b>68 976</b>  |

Choose name from list - Table C2 Monthly Budget Statement - Financial Performance (functional classification) - M09 - March

| Description  | Ref | Budget Year 2025/26     |                 |                 |                |               |               |              |                |                    |
|--|-----|-------------------------|-----------------|-----------------|----------------|---------------|---------------|--------------|----------------|--------------------|
|  |     | 2024/25 Audited Outcome | Original Budget | Adjusted Budget | Monthly actual | YearTD actual | YearTD budget | YTD variance | YTD variance % | Full Year Forecast |
| <b>R thousands</b>                                     | 1   |                         |                 |                 |                |               |               |              |                |                    |
| <b>Revenue - Functional</b>                            |     |                         |                 |                 |                |               |               |              |                |                    |
| <b>Municipal governance and administration</b>         |     | 465 049                 | 467 316         | 509 994         | 63 579         | 394 708       | 364 601       | 30 107       | 8%             | 509 994            |
| Executive and council                                  |     | -                       | -               | -               | -              | -             | -             | -            |                | -                  |
| Mayor and Council                                      |     | -                       | -               | -               | -              | -             | -             | -            |                | -                  |
| Municipal Manager, Town Secretary and Chief Executive  |     | -                       | -               | -               | -              | -             | -             | -            |                | -                  |
| Finance and administration                             |     | 465 049                 | 467 316         | 509 994         | 63 579         | 394 708       | 364 601       | 30 107       | 8%             | 509 994            |
| Administrative and Corporate Support                   |     | -                       | -               | -               | -              | -             | -             | -            |                | -                  |
| Asset Management                                       |     | 422                     | -               | -               | -              | -             | -             | -            |                | -                  |
| Finance  |     | 464 030                 | 466 794         | 509 472         | 63 536         | 394 378       | 364 210       | 30 168       | 8%             | 509 472            |
| Fleet Management                                       |     | -                       | -               | -               | -              | -             | -             | -            |                | -                  |
| Human Resources  |     | -                       | -               | -               | -              | -             | -             | -            |                | -                  |
| Information Technology                                 |     | -                       | -               | -               | -              | -             | -             | -            |                | -                  |
| Legal Services   |     | -                       | -               | -               | -              | -             | -             | -            |                | -                  |
| Marketing, Customer Relations, Publicity and Media Co- |     | -                       | -               | -               | -              | -             | -             | -            |                | -                  |
| Property Services                                      |     | 596                     | 522             | 522             | 43             | 331           | 392           | (61)         | -16%           | 522                |
| Risk Management  |     | -                       | -               | -               | -              | -             | -             | -            |                | -                  |
| Security Services                                      |     | -                       | -               | -               | -              | -             | -             | -            |                | -                  |
| Supply Chain Management                                |     | -                       | -               | -               | -              | -             | -             | -            |                | -                  |
| Valuation Service                                      |     | -                       | -               | -               | -              | -             | -             | -            |                | -                  |
| Internal audit   |     | -                       | -               | -               | -              | -             | -             | -            |                | -                  |
| Governance Function                                    |     | -                       | -               | -               | -              | -             | -             | -            |                | -                  |
| <b>Community and public safety</b>                     |     | 236                     | 74              | 74              | 3              | 72            | 56            | 17           | 30%            | 74                 |
| Community and social services                          |     | 152                     | 73              | 73              | 3              | 73            | 55            | 18           | 33%            | 73                 |
| Aged Care  |     | -                       | -               | -               | -              | -             | -             | -            |                | -                  |
| Agricultural   |     | -                       | -               | -               | -              | -             | -             | -            |                | -                  |
| Animal Care and Diseases                               |     | -                       | -               | -               | -              | -             | -             | -            |                | -                  |
| Cemeteries, Funeral Parlours and Crematoriums          |     | -                       | -               | -               | -              | -             | -             | -            |                | -                  |
| Child Care Facilities                                  |     | -                       | -               | -               | -              | -             | -             | -            |                | -                  |
| Community Halls and Facilities                         |     | 149                     | 71              | 71              | 3              | 72            | 53            | 19           | 35%            | 71                 |
| Consumer Protection                                    |     | -                       | -               | -               | -              | -             | -             | -            |                | -                  |
| Cultural Matters                                       |     | -                       | -               | -               | -              | -             | -             | -            |                | -                  |
| Disaster Management                                    |     | -                       | -               | -               | -              | -             | -             | -            |                | -                  |
| Education  |     | -                       | -               | -               | -              | -             | -             | -            |                | -                  |
| Indigenous and Customary Law                           |     | -                       | -               | -               | -              | -             | -             | -            |                | -                  |
| Industrial Promotion                                   |     | -                       | -               | -               | -              | -             | -             | -            |                | -                  |
| Language Policy  |     | -                       | -               | -               | -              | -             | -             | -            |                | -                  |
| Libraries and Archives                                 |     | 3                       | 2               | 2               | -              | 1             | 2             | (0)          | -28%           | 2                  |
| Literacy Programmes                                    |     | -                       | -               | -               | -              | -             | -             | -            |                | -                  |
| Media Services   |     | -                       | -               | -               | -              | -             | -             | -            |                | -                  |
| Museums and Art Galleries                              |     | -                       | -               | -               | -              | -             | -             | -            |                | -                  |
| Population Development                                 |     | -                       | -               | -               | -              | -             | -             | -            |                | -                  |
| Provincial Cultural Matters                            |     | -                       | -               | -               | -              | -             | -             | -            |                | -                  |
| Theatres   |     | -                       | -               | -               | -              | -             | -             | -            |                | -                  |
| Zoo's  |     | -                       | -               | -               | -              | -             | -             | -            |                | -                  |
| Sport and recreation                                   |     | -                       | -               | -               | -              | -             | -             | -            |                | -                  |
| Beaches and Jetties                                    |     | -                       | -               | -               | -              | -             | -             | -            |                | -                  |
| Casinos, Racing, Gambling, Wagering                    |     | -                       | -               | -               | -              | -             | -             | -            |                | -                  |
| Community Parks (including Nurseries)                  |     | -                       | -               | -               | -              | -             | -             | -            |                | -                  |
| Recreational Facilities                                |     | -                       | -               | -               | -              | -             | -             | -            |                | -                  |
| Sports Grounds and Stadiums                            |     | -                       | -               | -               | -              | -             | -             | -            |                | -                  |
| Public safety  |     | 84                      | 1               | 1               | -              | (1)           | 1             | (1)          | -164%          | 1                  |
| Civil Defence  |     | -                       | -               | -               | -              | -             | -             | -            |                | -                  |
| Cleansing  |     | -                       | -               | -               | -              | -             | -             | -            |                | -                  |
| Control of Public Nuisances                            |     | -                       | -               | -               | -              | -             | -             | -            |                | -                  |
| Fencing and Fences                                     |     | -                       | -               | -               | -              | -             | -             | -            |                | -                  |
| Fire Fighting and Protection                           |     | -                       | -               | -               | -              | -             | -             | -            |                | -                  |
| Licensing and Control of Animals                       |     | -                       | -               | -               | -              | -             | -             | -            |                | -                  |
| Police Forces, Traffic and Street Parking Control      |     | 84                      | 1               | 1               | -              | (1)           | 1             | (1)          | -164%          | 1                  |
| Pounds   |     | -                       | -               | -               | -              | -             | -             | -            |                | -                  |
| Housing  |     | -                       | -               | -               | -              | -             | -             | -            |                | -                  |
| Housing  |     | -                       | -               | -               | -              | -             | -             | -            |                | -                  |
| Informal Settlements                                   |     | -                       | -               | -               | -              | -             | -             | -            |                | -                  |
| Health   |     | -                       | -               | -               | -              | -             | -             | -            |                | -                  |
| Ambulance  |     | -                       | -               | -               | -              | -             | -             | -            |                | -                  |
| Health Services  |     | -                       | -               | -               | -              | -             | -             | -            |                | -                  |
| Laboratory Services                                    |     | -                       | -               | -               | -              | -             | -             | -            |                | -                  |
| Food Control   |     | -                       | -               | -               | -              | -             | -             | -            |                | -                  |
| Health Surveillance and Prevention of Communicable     |     | -                       | -               | -               | -              | -             | -             | -            |                | -                  |
| Vector Control   |     | -                       | -               | -               | -              | -             | -             | -            |                | -                  |
| Chemical Safety  |     | -                       | -               | -               | -              | -             | -             | -            |                | -                  |
| <b>Economic and environmental services</b>             |     | 7 363                   | 10 683          | 49 171          | 3 696          | 9 571         | 18 960        | (9 389)      | -50%           | 49 171             |
| Planning and development                               |     | 3 865                   | 2 973           | 4 073           | 221            | 2 606         | 2 498         | 109          | 4%             | 4 073              |
| Billboards   |     | -                       | -               | -               | -              | -             | -             | -            |                | -                  |
| Corporate Wide Strategic Planning (IDPs, LEDs)         |     | -                       | -               | -               | -              | -             | -             | -            |                | -                  |
| Central City Improvement District                      |     | -                       | -               | -               | -              | -             | -             | -            |                | -                  |
| Development Facilitation                               |     | -                       | -               | -               | -              | -             | -             | -            |                | -                  |
| Economic Development/Planning                          |     | 3 865                   | 2 973           | 4 073           | 221            | 2 606         | 2 498         | 109          | 4%             | 4 073              |
| Regional Planning and Development                      |     | -                       | -               | -               | -              | -             | -             | -            |                | -                  |

Choose name from list - Table C2 Monthly Budget Statement - Financial Performance (functional classification) - M09 - March

| Description  | Ref | 2024/25         |                 | Budget Year 2025/26 |                |                |                |                 |                |                    |
|--|-----|-----------------|-----------------|---------------------|----------------|----------------|----------------|-----------------|----------------|--------------------|
|  |     | Audited Outcome | Original Budget | Adjusted Budget     | Monthly actual | YearTD actual  | YearTD budget  | YTD variance    | YTD variance % | Full Year Forecast |
| <b>R thousands</b>   | 1   |                 |                 |                     |                |                |                |                 |                |                    |
| Town Planning, Building Regulations and Enforcement, Project Management Unit |     | -               | -               | -                   | -              | -              | -              | -               | -              | -                  |
| Provincial Planning  |     | -               | -               | -                   | -              | -              | -              | -               | -              | -                  |
| Support to Local Municipalities  |     | -               | -               | -                   | -              | -              | -              | -               | -              | -                  |
| Road transport   |     | 3 498           | 7 710           | 45 099              | 3 475          | 6 964          | 16 462         | (9 498)         | -58%           | 45 099             |
| Public Transport   |     | -               | -               | -                   | -              | -              | -              | -               | -              | -                  |
| Road and Traffic Regulation  |     | 3 205           | 7 345           | 7 733               | 195            | 2 644          | 6 188          | (3 544)         | -57%           | 7 733              |
| Roads  |     | 293             | 365             | 37 365              | 3 281          | 4 320          | 10 274         | (5 954)         | -58%           | 37 365             |
| Taxi Ranks   |     | -               | -               | -                   | -              | -              | -              | -               | -              | -                  |
| Environmental protection   |     | -               | -               | -                   | -              | -              | -              | -               | -              | -                  |
| Biodiversity and Landscape   |     | -               | -               | -                   | -              | -              | -              | -               | -              | -                  |
| Coastal Protection   |     | -               | -               | -                   | -              | -              | -              | -               | -              | -                  |
| Indigenous Forests   |     | -               | -               | -                   | -              | -              | -              | -               | -              | -                  |
| Nature Conservation  |     | -               | -               | -                   | -              | -              | -              | -               | -              | -                  |
| Pollution Control  |     | -               | -               | -                   | -              | -              | -              | -               | -              | -                  |
| Soil Conservation  |     | -               | -               | -                   | -              | -              | -              | -               | -              | -                  |
| Trading services   |     | 14 835          | 11 671          | 12 530              | (901)          | 9 123          | 9 506          | (383)           | -4%            | 12 530             |
| Energy sources   |     | 9 129           | 5 371           | 6 090               | -              | 3 995          | 4 747          | (752)           | -16%           | 6 090              |
| Electricity  |     | 9 129           | 5 371           | 6 090               | -              | 3 995          | 4 747          | (752)           | -16%           | 6 090              |
| Street Lighting and Signal Systems   |     | -               | -               | -                   | -              | -              | -              | -               | -              | -                  |
| Nonelectric Energy   |     | -               | -               | -                   | -              | -              | -              | -               | -              | -                  |
| Water management   |     | 0               | -               | -                   | (1 113)        | 393            | -              | 393             | #DIV/0!        | -                  |
| Water Treatment  |     | -               | -               | -                   | -              | -              | -              | -               | -              | -                  |
| Water Distribution   |     | 0               | -               | -                   | (1 113)        | 393            | -              | 393             | #DIV/0!        | -                  |
| Water Storage  |     | -               | -               | -                   | -              | -              | -              | -               | -              | -                  |
| Waste water management   |     | (0)             | -               | 140                 | (271)          | 92             | 34             | 58              | 170%           | 140                |
| Public Toilets   |     | -               | -               | -                   | -              | -              | -              | -               | -              | -                  |
| Sewerage   |     | (0)             | -               | 140                 | (271)          | 92             | 34             | 58              | 170%           | 140                |
| Storm Water Management   |     | -               | -               | -                   | -              | -              | -              | -               | -              | -                  |
| Waste Water Treatment  |     | -               | -               | -                   | -              | -              | -              | -               | -              | -                  |
| Waste management   |     | 5 706           | 6 300           | 6 300               | 482            | 4 642          | 4 725          | (83)            | -2%            | 6 300              |
| Recycling  |     | -               | -               | -                   | -              | -              | -              | -               | -              | -                  |
| Solid Waste Disposal (Landfill Sites)  |     | -               | -               | -                   | -              | -              | -              | -               | -              | -                  |
| Solid Waste Removal  |     | -               | -               | -                   | -              | -              | -              | -               | -              | -                  |
| Street Cleaning  |     | 5 706           | 6 300           | 6 300               | 482            | 4 642          | 4 725          | (83)            | -2%            | 6 300              |
| Other  |     | 2 946           | 3 706           | -                   | 269            | 2 549          | 1 853          | 696             | 38%            | -                  |
| Abattoirs  |     | -               | -               | -                   | -              | -              | -              | -               | -              | -                  |
| Air Transport  |     | -               | -               | -                   | -              | -              | -              | -               | -              | -                  |
| Forestry   |     | -               | -               | -                   | -              | -              | -              | -               | -              | -                  |
| Licensing and Regulation   |     | 2 946           | 3 706           | -                   | 269            | 2 549          | 1 853          | 696             | 38%            | -                  |
| Markets  |     | -               | -               | -                   | -              | -              | -              | -               | -              | -                  |
| Tourism  |     | -               | -               | -                   | -              | -              | -              | -               | -              | -                  |
| <b>Total Revenue - Functional</b>  | 2   | <b>490 429</b>  | <b>493 450</b>  | <b>571 769</b>      | <b>66 646</b>  | <b>416 023</b> | <b>394 976</b> | <b>21 047</b>   | <b>5%</b>      | <b>571 769</b>     |
| <b>Expenditure - Functional</b>  |     |                 |                 |                     |                |                |                |                 |                |                    |
| <b>Municipal governance and administration</b>                               |     | <b>304 961</b>  | <b>257 678</b>  | <b>279 883</b>      | <b>18 687</b>  | <b>169 913</b> | <b>194 458</b> | <b>(24 545)</b> | <b>-13%</b>    | <b>279 883</b>     |
| Executive and council  |     | 103 634         | 50 943          | 45 204              | 5 805          | 30 968         | 36 715         | (5 747)         | -16%           | 45 204             |
| Mayor and Council  |     | 18 639          | 21 111          | 19 911              | 3 638          | 15 319         | 15 521         | (202)           | -1%            | 19 911             |
| Municipal Manager, Town Secretary and Chief Executive                        |     | 84 994          | 29 832          | 25 293              | 2 167          | 15 649         | 21 194         | (5 545)         | -26%           | 25 293             |
| Finance and administration   |     | 201 328         | 206 734         | 234 679             | 12 882         | 138 945        | 157 743        | (18 798)        | -12%           | 234 679            |
| Administrative and Corporate Support   |     | 80              | -               | -                   | -              | -              | -              | -               | -              | -                  |
| Asset Management   |     | 30 943          | 37 200          | 36 150              | 526            | 17 034         | 27 627         | (10 593)        | -38%           | 36 150             |
| Finance  |     | 121 087         | 111 676         | 138 963             | 6 514          | 84 724         | 86 278         | (1 553)         | -2%            | 138 963            |
| Fleet Management   |     | 1 378           | 2 500           | 2 500               | 96             | 1 686          | 1 875          | (189)           | -10%           | 2 500              |
| Human Resources  |     | 38 276          | 48 859          | 52 817              | 5 688          | 33 889         | 37 673         | (3 784)         | -10%           | 52 817             |
| Information Technology   |     | 1 041           | -               | -                   | -              | -              | -              | -               | -              | -                  |
| Legal Services   |     | 7 985           | 5 500           | 3 000               | -              | 652            | 3 475          | (2 823)         | -81%           | 3 000              |
| Marketing, Customer Relations, Publicity and Media Co-                       |     | -               | -               | -                   | -              | -              | -              | -               | -              | -                  |
| Property Services  |     | 538             | 1 000           | 1 250               | 59             | 959            | 815            | 144             | 18%            | 1 250              |
| Risk Management  |     | -               | -               | -                   | -              | -              | -              | -               | -              | -                  |
| Security Services  |     | -               | -               | -                   | -              | -              | -              | -               | -              | -                  |
| Supply Chain Management  |     | -               | -               | -                   | -              | -              | -              | -               | -              | -                  |
| Valuation Service  |     | -               | -               | -                   | -              | -              | -              | -               | -              | -                  |
| Internal audit   |     | -               | -               | -                   | -              | -              | -              | -               | -              | -                  |
| Governance Function  |     | -               | -               | -                   | -              | -              | -              | -               | -              | -                  |
| <b>Community and public safety</b>   |     | <b>52 866</b>   | <b>61 259</b>   | <b>58 015</b>       | <b>4 170</b>   | <b>38 595</b>  | <b>45 101</b>  | <b>(6 506)</b>  | <b>-14%</b>    | <b>58 015</b>      |
| Community and social services  |     | 52 866          | 61 259          | 58 015              | 4 170          | 38 595         | 45 101         | (6 506)         | -14%           | 58 015             |
| Aged Care  |     | -               | -               | -                   | -              | -              | -              | -               | -              | -                  |
| Agricultural   |     | -               | -               | -                   | -              | -              | -              | -               | -              | -                  |
| Animal Care and Diseases   |     | -               | -               | -                   | -              | -              | -              | -               | -              | -                  |
| Cemeteries, Funeral Parlours and Crematoriums                                |     | -               | -               | -                   | -              | -              | -              | -               | -              | -                  |
| Child Care Facilities  |     | -               | -               | -                   | -              | -              | -              | -               | -              | -                  |
| Community Halls and Facilities   |     | 52 866          | 61 259          | 58 015              | 4 170          | 38 595         | 45 101         | (6 506)         | -14%           | 58 015             |
| Consumer Protection  |     | -               | -               | -                   | -              | -              | -              | -               | -              | -                  |
| Cultural Matters   |     | -               | -               | -                   | -              | -              | -              | -               | -              | -                  |
| Disaster Management  |     | -               | -               | -                   | -              | -              | -              | -               | -              | -                  |
| Education  |     | -               | -               | -                   | -              | -              | -              | -               | -              | -                  |
| Indigenous and Customary Law   |     | -               | -               | -                   | -              | -              | -              | -               | -              | -                  |

Choose name from list - Table C2 Monthly Budget Statement - Financial Performance (functional classification) - M09 - March

| Description   | Ref | 2024/25         | Budget Year 2025/26 |                 |                |                |               |               |                |                    |
|---|-----|-----------------|---------------------|-----------------|----------------|----------------|---------------|---------------|----------------|--------------------|
|   |     | Audited Outcome | Original Budget     | Adjusted Budget | Monthly actual | YearTD actual  | YearTD budget | YTD variance  | YTD variance % | Full Year Forecast |
| <b>R thousands</b>  | 1   |                 |                     |                 |                |                |               |               |                |                    |
| Industrial Promotion  |     | -               | -                   | -               | -              | -              | -             | -             |                | -                  |
| Language Policy   |     | -               | -                   | -               | -              | -              | -             | -             |                | -                  |
| Libraries and Archives  |     | -               | -                   | -               | -              | -              | -             | -             |                | -                  |
| Literacy Programmes   |     | -               | -                   | -               | -              | -              | -             | -             |                | -                  |
| Media Services  |     | -               | -                   | -               | -              | -              | -             | -             |                | -                  |
| Museums and Art Galleries   |     | -               | -                   | -               | -              | -              | -             | -             |                | -                  |
| Population Development  |     | -               | -                   | -               | -              | -              | -             | -             |                | -                  |
| Provincial Cultural Matters   |     | -               | -                   | -               | -              | -              | -             | -             |                | -                  |
| Theatres  |     | -               | -                   | -               | -              | -              | -             | -             |                | -                  |
| Zoo's   |     | -               | -                   | -               | -              | -              | -             | -             |                | -                  |
| Sport and recreation  |     | -               | -                   | -               | -              | -              | -             | -             |                | -                  |
| Beaches and Jetties   |     | -               | -                   | -               | -              | -              | -             | -             |                | -                  |
| Casinos, Racing, Gambling, Wagering   |     | -               | -                   | -               | -              | -              | -             | -             |                | -                  |
| Community Parks (including Nurseries)   |     | -               | -                   | -               | -              | -              | -             | -             |                | -                  |
| Recreational Facilities   |     | -               | -                   | -               | -              | -              | -             | -             |                | -                  |
| Sports Grounds and Stadiums   |     | -               | -                   | -               | -              | -              | -             | -             |                | -                  |
| Public safety   |     | -               | -                   | -               | -              | -              | -             | -             |                | -                  |
| Civil Defence   |     | -               | -                   | -               | -              | -              | -             | -             |                | -                  |
| Cleansing   |     | -               | -                   | -               | -              | -              | -             | -             |                | -                  |
| Control of Public Nuisances   |     | -               | -                   | -               | -              | -              | -             | -             |                | -                  |
| Fencing and Fences  |     | -               | -                   | -               | -              | -              | -             | -             |                | -                  |
| Fire Fighting and Protection  |     | -               | -                   | -               | -              | -              | -             | -             |                | -                  |
| Licensing and Control of Animals  |     | -               | -                   | -               | -              | -              | -             | -             |                | -                  |
| Police Forces, Traffic and Street Parking Control                                   |     | -               | -                   | -               | -              | -              | -             | -             |                | -                  |
| Pounds  |     | -               | -                   | -               | -              | -              | -             | -             |                | -                  |
| Housing   |     | -               | -                   | -               | -              | -              | -             | -             |                | -                  |
| Housing   |     | -               | -                   | -               | -              | -              | -             | -             |                | -                  |
| Informal Settlements  |     | -               | -                   | -               | -              | -              | -             | -             |                | -                  |
| Health  |     | -               | -                   | -               | -              | -              | -             | -             |                | -                  |
| Ambulance   |     | -               | -                   | -               | -              | -              | -             | -             |                | -                  |
| Health Services   |     | -               | -                   | -               | -              | -              | -             | -             |                | -                  |
| Laboratory Services   |     | -               | -                   | -               | -              | -              | -             | -             |                | -                  |
| Food Control  |     | -               | -                   | -               | -              | -              | -             | -             |                | -                  |
| Health Surveillance and Prevention of Communicable Diseases including immunizations |     | -               | -                   | -               | -              | -              | -             | -             |                | -                  |
| Vector Control  |     | -               | -                   | -               | -              | -              | -             | -             |                | -                  |
| Chemical Safety   |     | -               | -                   | -               | -              | -              | -             | -             |                | -                  |
| <b>Economic and environmental services</b>  |     | <b>41 129</b>   | <b>51 266</b>       | <b>146 889</b>  | <b>72 995</b>  | <b>102 578</b> | <b>55 598</b> | <b>46 980</b> | <b>84%</b>     | <b>146 889</b>     |
| Planning and development  |     | 26 044          | 31 594              | 35 035          | 2 012          | 22 926         | 24 590        | (1 664)       | -7%            | 35 035             |
| Billboards  |     | -               | -                   | -               | -              | -              | -             | -             |                | -                  |
| Corporate Wide Strategic Planning (IDPs, LEDs)                                      |     | -               | -                   | -               | -              | -              | -             | -             |                | -                  |
| Central City Improvement District   |     | -               | -                   | -               | -              | -              | -             | -             |                | -                  |
| Development Facilitation  |     | -               | -                   | -               | -              | -              | -             | -             |                | -                  |
| Economic Development/Planning   |     | 16 274          | 20 537              | 20 270          | 1 601          | 12 606         | 15 333        | (2 727)       | -18%           | 20 270             |
| Regional Planning and Development   |     | -               | -                   | -               | -              | -              | -             | -             |                | -                  |
| Town Planning, Building Regulations and Enforcement,                                |     | -               | -                   | -               | -              | -              | -             | -             |                | -                  |
| Project Management Unit   |     | 9 770           | 11 057              | 14 765          | 411            | 10 320         | 9 257         | 1 063         | 11%            | 14 765             |
| Provincial Planning   |     | -               | -                   | -               | -              | -              | -             | -             |                | -                  |
| Support to Local Municipalities   |     | -               | -                   | -               | -              | -              | -             | -             |                | -                  |
| Road transport  |     | 15 085          | 19 672              | 111 854         | 70 983         | 79 652         | 31 008        | 48 644        | 157%           | 111 854            |
| Public Transport  |     | -               | -                   | -               | -              | -              | -             | -             |                | -                  |
| Road and Traffic Regulation   |     | -               | -                   | -               | -              | -              | -             | -             |                | -                  |
| Roads   |     | 15 085          | 19 672              | 111 854         | 70 983         | 79 652         | 31 008        | 48 644        | 157%           | 111 854            |
| Taxi Ranks  |     | -               | -                   | -               | -              | -              | -             | -             |                | -                  |
| Environmental protection  |     | -               | -                   | -               | -              | -              | -             | -             |                | -                  |
| Biodiversity and Landscape  |     | -               | -                   | -               | -              | -              | -             | -             |                | -                  |
| Coastal Protection  |     | -               | -                   | -               | -              | -              | -             | -             |                | -                  |
| Indigenous Forests  |     | -               | -                   | -               | -              | -              | -             | -             |                | -                  |
| Nature Conservation   |     | -               | -                   | -               | -              | -              | -             | -             |                | -                  |
| Pollution Control   |     | -               | -                   | -               | -              | -              | -             | -             |                | -                  |
| Soil Conservation   |     | -               | -                   | -               | -              | -              | -             | -             |                | -                  |
| <b>Trading services</b>   |     | <b>17 804</b>   | <b>17 350</b>       | <b>18 005</b>   | <b>1 422</b>   | <b>16 052</b>  | <b>13 644</b> | <b>2 408</b>  | <b>18%</b>     | <b>18 005</b>      |
| Energy sources  |     | 8 569           | 5 470               | 5 975           | 66             | 3 827          | 4 697         | (870)         | -19%           | 5 975              |
| Electricity   |     | 8 569           | 5 470               | 5 975           | 66             | 3 827          | 4 697         | (870)         | -19%           | 5 975              |
| Street Lighting and Signal Systems  |     | -               | -                   | -               | -              | -              | -             | -             |                | -                  |
| Nonelectric Energy  |     | -               | -                   | -               | -              | -              | -             | -             |                | -                  |
| Water management  |     | (0)             | -                   | -               | 536            | 4 808          | -             | 4 808         | #DIV/0!        | -                  |
| Water Treatment   |     | -               | -                   | -               | -              | -              | -             | -             |                | -                  |
| Water Distribution  |     | (0)             | -                   | -               | 536            | 4 808          | -             | 4 808         | #DIV/0!        | -                  |
| Water Storage   |     | -               | -                   | -               | -              | -              | -             | -             |                | -                  |
| Waste water management  |     | -               | -                   | -               | -              | -              | -             | -             |                | -                  |
| Public Toilets  |     | -               | -                   | -               | -              | -              | -             | -             |                | -                  |
| Sewerage  |     | -               | -                   | -               | -              | -              | -             | -             |                | -                  |
| Storm Water Management  |     | -               | -                   | -               | -              | -              | -             | -             |                | -                  |
| Waste Water Treatment   |     | -               | -                   | -               | -              | -              | -             | -             |                | -                  |
| Waste management  |     | 9 234           | 11 880              | 12 030          | 820            | 7 417          | 8 948         | (1 531)       | -17%           | 12 030             |
| Recycling   |     | -               | -                   | -               | -              | -              | -             | -             |                | -                  |
| Solid Waste Disposal (Landfill Sites)   |     | -               | -                   | -               | -              | -              | -             | -             |                | -                  |

Choose name from list - Table C2 Monthly Budget Statement - Financial Performance (functional classification) - M09 - March

| Description                            | Ref | 2024/25         | Budget Year 2025/26 |                 |                 |                |                |               |                |                    |
|--|-----|-----------------|---------------------|-----------------|-----------------|----------------|----------------|---------------|----------------|--------------------|
|  |     | Audited Outcome | Original Budget     | Adjusted Budget | Monthly actual  | YearTD actual  | YearTD budget  | YTD variance  | YTD variance % | Full Year Forecast |
| <b>R thousands</b>                     | 1   |                 |                     |                 |                 |                |                |               |                |                    |
| <i>Solid Waste Removal</i>             |     | 9 234           | 11 880              | 11 880          | 820             | 7 417          | 8 910          | (1 493)       | -17%           | 11 880             |
| <i>Street Cleaning</i>                 |     | -               | -                   | 150             | -               | -              | 38             | (38)          | -100%          | 150                |
| <b>Other</b>                           |     | -               | -                   | -               | -               | -              | -              | -             |                | -                  |
| Abattoirs                              |     | -               | -                   | -               | -               | -              | -              | -             |                | -                  |
| Air Transport                          |     | -               | -                   | -               | -               | -              | -              | -             |                | -                  |
| Forestry                               |     | -               | -                   | -               | -               | -              | -              | -             |                | -                  |
| Licensing and Regulation               |     | -               | -                   | -               | -               | -              | -              | -             |                | -                  |
| Markets                                |     | -               | -                   | -               | -               | -              | -              | -             |                | -                  |
| Tourism                                |     | -               | -                   | -               | -               | -              | -              | -             |                | -                  |
| <b>Total Expenditure - Functional</b>  | 3   | <b>416 760</b>  | <b>387 552</b>      | <b>502 793</b>  | <b>97 274</b>   | <b>327 138</b> | <b>308 801</b> | <b>18 336</b> | <b>6%</b>      | <b>502 793</b>     |
| <b>Surplus/ (Deficit) for the year</b> |     | <b>73 670</b>   | <b>105 897</b>      | <b>68 976</b>   | <b>(30 627)</b> | <b>88 885</b>  | <b>86 174</b>  | <b>2 711</b>  | <b>3%</b>      | <b>68 976</b>      |

Choose name from list - Table C3 Monthly Budget Statement - Financial Performance (revenue and expenditure by municipal vote) - M09 - March

| Vote Description                       | Ref | Budget Year 2025/26 |                |                |                 |                |                |                |              |                |
|--|-----|---------------------|----------------|----------------|-----------------|----------------|----------------|----------------|--------------|----------------|
|  |     | 2024/25<br>Audited  | Original       | Adjusted       | Monthly actual  | YearTD actual  | YearTD         | YTD            | YTD %        | Full Year      |
| <b>R thousands</b>                     |     |                     |                |                |                 |                |                |                |              |                |
| <b>Revenue by Vote</b>                 | 1   |                     |                |                |                 |                |                |                |              |                |
| Vote 1 - EXECUTIVE AND COUNCIL         |     | -                   | -              | -              | -               | -              | -              | -              | -            | -              |
| Vote 2 - BUDGET AND TREASURY           |     | 452 792             | 467 316        | 509 994        | 62 088          | 387 908        | 364 601        | 23 306         | 6.4%         | 509 994        |
| Vote 3 - CORPORATE SERVICES            |     | -                   | -              | -              | -               | -              | -              | -              | -            | -              |
| Vote 4 - PLANNING AND DEVELOPMENT      |     | 3 865               | 2 973          | 4 073          | 221             | 2 606          | 2 498          | 109            | 4.4%         | 4 073          |
| Vote 5 - COMMUNITY AND SOCIAL SERVICES |     | 3 182               | 3 780          | 74             | 272             | 2 621          | 1 908          | 713            | 37.4%        | 74             |
| Vote 6 - SPORT AND RECREATION          |     | -                   | -              | -              | -               | -              | -              | -              | -            | -              |
| Vote 7 - WASTE MANAGEMENT              |     | 5 706               | 6 300          | 6 300          | 482             | 4 642          | 4 725          | (83)           | -1.7%        | 6 300          |
| Vote 8 - WASTE WATER MANAGEMENT        |     | (0)                 | -              | 140            | (271)           | 92             | 34             | 58             | 170.3%       | 140            |
| Vote 9 - ROADS AND TRANSPORT           |     | 3 498               | 7 710          | 45 099         | 3 475           | 6 964          | 16 462         | (9 498)        | -57.7%       | 45 099         |
| Vote 10 - WATER                        |     | 0                   | -              | -              | (1 113)         | 393            | -              | 393            | #DIV/0!      | -              |
| Vote 11 - PUBLIC SAFETY                |     | -                   | -              | -              | -               | -              | -              | -              | -            | -              |
| Vote 12 - ELECTRICITY DISTRIBUTION     |     | 9 129               | 5 371          | 6 090          | -               | 3 995          | 4 747          | (752)          | -15.8%       | 6 090          |
| Vote 13 -                              |     | -                   | -              | -              | -               | -              | -              | -              | -            | -              |
| Vote 14 -                              |     | -                   | -              | -              | -               | -              | -              | -              | -            | -              |
| Vote 15 -                              |     | -                   | -              | -              | -               | -              | -              | -              | -            | -              |
| <b>Total Revenue by Vote</b>           | 2   | <b>478 172</b>      | <b>493 450</b> | <b>571 769</b> | <b>65 155</b>   | <b>409 222</b> | <b>394 976</b> | <b>14 247</b>  | <b>3.6%</b>  | <b>571 769</b> |
| <b>Expenditure by Vote</b>             | 1   |                     |                |                |                 |                |                |                |              |                |
| Vote 1 - EXECUTIVE AND COUNCIL         |     | 103 634             | 50 943         | 45 204         | 5 805           | 30 968         | 36 715         | (5 747)        | -15.7%       | 45 204         |
| Vote 2 - BUDGET AND TREASURY           |     | 201 328             | 206 734        | 234 679        | 12 882          | 138 945        | 157 743        | (18 798)       | -11.9%       | 234 679        |
| Vote 3 - CORPORATE SERVICES            |     | -                   | -              | -              | -               | -              | -              | -              | -            | -              |
| Vote 4 - PLANNING AND DEVELOPMENT      |     | 16 274              | 20 537         | 20 270         | 1 601           | 12 606         | 15 333         | (2 727)        | -17.8%       | 20 270         |
| Vote 5 - COMMUNITY AND SOCIAL SERVICES |     | 52 866              | 61 259         | 58 015         | 4 170           | 38 595         | 45 101         | (6 506)        | -14.4%       | 58 015         |
| Vote 6 - SPORT AND RECREATION          |     | -                   | -              | -              | -               | -              | -              | -              | -            | -              |
| Vote 7 - WASTE MANAGEMENT              |     | 9 234               | 11 880         | 12 030         | 820             | 7 417          | 8 948          | (1 531)        | -17.1%       | 12 030         |
| Vote 8 - WASTE WATER MANAGEMENT        |     | -                   | -              | -              | -               | -              | -              | -              | -            | -              |
| Vote 9 - ROADS AND TRANSPORT           |     | 24 855              | 30 729         | 126 619        | 71 394          | 89 972         | 40 265         | 49 707         | 123.4%       | 126 619        |
| Vote 10 - WATER                        |     | (0)                 | -              | -              | 536             | 4 808          | -              | 4 808          | #DIV/0!      | -              |
| Vote 11 - PUBLIC SAFETY                |     | -                   | -              | -              | -               | -              | -              | -              | -            | -              |
| Vote 12 - ELECTRICITY DISTRIBUTION     |     | 8 569               | 5 470          | 5 975          | 66              | 3 827          | 4 697          | (870)          | -18.5%       | 5 975          |
| Vote 13 -                              |     | -                   | -              | -              | -               | -              | -              | -              | -            | -              |
| Vote 14 -                              |     | -                   | -              | -              | -               | -              | -              | -              | -            | -              |
| Vote 15 -                              |     | -                   | -              | -              | -               | -              | -              | -              | -            | -              |
| <b>Total Expenditure by Vote</b>       | 2   | <b>416 760</b>      | <b>387 552</b> | <b>502 793</b> | <b>97 274</b>   | <b>327 138</b> | <b>308 801</b> | <b>18 336</b>  | <b>5.9%</b>  | <b>502 793</b> |
| <b>Surplus/ (Deficit) for the year</b> | 2   | <b>61 413</b>       | <b>105 897</b> | <b>68 976</b>  | <b>(32 118)</b> | <b>82 085</b>  | <b>86 174</b>  | <b>(4 090)</b> | <b>-4.7%</b> | <b>68 976</b>  |

Choose name from list - Table C3 Monthly Budget Statement - Financial Performance (revenue and expenditure by municipal vote) - A - M09 - March

| Vote Description                              | Ref | 2024/25          | Budget Year 2025/26 |                 |                |               |               |              |                |                    |
|---|-----|------------------|---------------------|-----------------|----------------|---------------|---------------|--------------|----------------|--------------------|
|   |     | Adjusted Outcome | Original Budget     | Adjusted Budget | Monthly actual | YearTD actual | YearTD budget | YTD variance | YTD variance % | Full Year Forecast |
| <b>Revenue by Vote</b>                        | 1   |                  |                     |                 |                |               |               |              |                |                    |
| <b>Vote 1 - EXECUTIVE AND COUNCIL</b>         |     | -                | -                   | -               | -              | -             | -             | -            | -              | -                  |
| 1.1 - Mayor and Council                       |     | -                | -                   | -               | -              | -             | -             | -            | -              | -                  |
| 1.2 - Municipal Manager                       |     | -                | -                   | -               | -              | -             | -             | -            | -              | -                  |
| 1.3 -   |     | -                | -                   | -               | -              | -             | -             | -            | -              | -                  |
| 1.4 -   |     | -                | -                   | -               | -              | -             | -             | -            | -              | -                  |
| 1.5 -   |     | -                | -                   | -               | -              | -             | -             | -            | -              | -                  |
| 1.6 -   |     | -                | -                   | -               | -              | -             | -             | -            | -              | -                  |
| 1.7 -   |     | -                | -                   | -               | -              | -             | -             | -            | -              | -                  |
| 1.8 -   |     | -                | -                   | -               | -              | -             | -             | -            | -              | -                  |
| 1.9 -   |     | -                | -                   | -               | -              | -             | -             | -            | -              | -                  |
| 1.10 -  |     | -                | -                   | -               | -              | -             | -             | -            | -              | -                  |
| <b>Vote 2 - BUDGET AND TREASURY</b>           |     | 452 792          | 467 316             | 509 994         | 62 088         | 387 908       | 364 601       | 23 306       | 6%             | 509 994            |
| 2.1 - Cost to chief financial officer         |     | -                | -                   | -               | -              | -             | -             | -            | -              | -                  |
| 2.2 - Professional fees                       |     | -                | -                   | -               | -              | -             | -             | -            | -              | -                  |
| 2.3 - Finance and Admin                       |     | 452 792          | 467 316             | 509 994         | 62 088         | 387 908       | 364 601       | 23 306       | 6%             | 509 994            |
| 2.4 -   |     | -                | -                   | -               | -              | -             | -             | -            | -              | -                  |
| 2.5 -   |     | -                | -                   | -               | -              | -             | -             | -            | -              | -                  |
| 2.6 -   |     | -                | -                   | -               | -              | -             | -             | -            | -              | -                  |
| 2.7 -   |     | -                | -                   | -               | -              | -             | -             | -            | -              | -                  |
| 2.8 -   |     | -                | -                   | -               | -              | -             | -             | -            | -              | -                  |
| 2.9 -   |     | -                | -                   | -               | -              | -             | -             | -            | -              | -                  |
| 2.10 -  |     | -                | -                   | -               | -              | -             | -             | -            | -              | -                  |
| <b>Vote 3 - CORPORATE SERVICES</b>            |     | -                | -                   | -               | -              | -             | -             | -            | -              | -                  |
| 3.1 - Human resources                         |     | -                | -                   | -               | -              | -             | -             | -            | -              | -                  |
| 3.2 - Information Technology                  |     | -                | -                   | -               | -              | -             | -             | -            | -              | -                  |
| 3.3 - Property Services                       |     | -                | -                   | -               | -              | -             | -             | -            | -              | -                  |
| 3.4 - Other Admin                             |     | -                | -                   | -               | -              | -             | -             | -            | -              | -                  |
| 3.5 -   |     | -                | -                   | -               | -              | -             | -             | -            | -              | -                  |
| 3.6 -   |     | -                | -                   | -               | -              | -             | -             | -            | -              | -                  |
| 3.7 -   |     | -                | -                   | -               | -              | -             | -             | -            | -              | -                  |
| 3.8 -   |     | -                | -                   | -               | -              | -             | -             | -            | -              | -                  |
| 3.9 -   |     | -                | -                   | -               | -              | -             | -             | -            | -              | -                  |
| 3.10 -  |     | -                | -                   | -               | -              | -             | -             | -            | -              | -                  |
| <b>Vote 4 - PLANNING AND DEVELOPMENT</b>      |     | 3 865            | 2 973               | 4 073           | 221            | 2 606         | 2 498         | 109          | 4%             | 4 073              |
| 4.1 - Economic                                |     | -                | -                   | -               | -              | -             | -             | -            | -              | -                  |
| 4.2 - Development Planning                    |     | 3 865            | 2 973               | 4 073           | 221            | 2 606         | 2 498         | 109          | 4%             | 4 073              |
| 4.3 - Town Planning / Building Enforcement    |     | -                | -                   | -               | -              | -             | -             | -            | -              | -                  |
| 4.4 - Licensing and Regualtions               |     | -                | -                   | -               | -              | -             | -             | -            | -              | -                  |
| 4.5 -   |     | -                | -                   | -               | -              | -             | -             | -            | -              | -                  |
| 4.6 -   |     | -                | -                   | -               | -              | -             | -             | -            | -              | -                  |
| 4.7 -   |     | -                | -                   | -               | -              | -             | -             | -            | -              | -                  |
| 4.8 -   |     | -                | -                   | -               | -              | -             | -             | -            | -              | -                  |
| 4.9 -   |     | -                | -                   | -               | -              | -             | -             | -            | -              | -                  |
| 4.10 -  |     | -                | -                   | -               | -              | -             | -             | -            | -              | -                  |
| <b>Vote 5 - COMMUNITY AND SOCIAL SERVICES</b> |     | 3 182            | 3 780               | 74              | 272            | 2 621         | 1 908         | 713          | 37%            | 74                 |
| 5.1 - Libraries and Archives                  |     | -                | -                   | -               | -              | -             | -             | -            | -              | -                  |
| 5.2 - Museum and Art Galleries                |     | -                | -                   | -               | -              | -             | -             | -            | -              | -                  |
| 5.3 - Community Halls and Facilities          |     | 149              | 71                  | 71              | 3              | 72            | 53            | 19           | 35%            | 71                 |
| 5.4 - Cemeteries                              |     | -                | -                   | -               | -              | -             | -             | -            | -              | -                  |
| 5.5 - Child Care                              |     | -                | -                   | -               | -              | -             | -             | -            | -              | -                  |
| 5.6 - Aged Care                               |     | -                | -                   | -               | -              | -             | -             | -            | -              | -                  |
| 5.7 - Other Community                         |     | 3 033            | 3 709               | 3               | 269            | 2 550         | 1 855         | 694          | 37%            | 3                  |
| 5.8 - Other Social                            |     | -                | -                   | -               | -              | -             | -             | -            | -              | -                  |
| 5.9 -   |     | -                | -                   | -               | -              | -             | -             | -            | -              | -                  |
| 5.10 -  |     | -                | -                   | -               | -              | -             | -             | -            | -              | -                  |
| <b>Vote 6 - SPORT AND RECREATION</b>          |     | -                | -                   | -               | -              | -             | -             | -            | -              | -                  |
| 6.1 - Sport Grounds                           |     | -                | -                   | -               | -              | -             | -             | -            | -              | -                  |
| 6.2 -   |     | -                | -                   | -               | -              | -             | -             | -            | -              | -                  |
| 6.3 -   |     | -                | -                   | -               | -              | -             | -             | -            | -              | -                  |
| 6.4 -   |     | -                | -                   | -               | -              | -             | -             | -            | -              | -                  |
| 6.5 -   |     | -                | -                   | -               | -              | -             | -             | -            | -              | -                  |
| 6.6 -   |     | -                | -                   | -               | -              | -             | -             | -            | -              | -                  |
| 6.7 -   |     | -                | -                   | -               | -              | -             | -             | -            | -              | -                  |
| 6.8 -   |     | -                | -                   | -               | -              | -             | -             | -            | -              | -                  |
| 6.9 -   |     | -                | -                   | -               | -              | -             | -             | -            | -              | -                  |
| 6.10 -  |     | -                | -                   | -               | -              | -             | -             | -            | -              | -                  |
| <b>Vote 7 - WASTE MANAGEMENT</b>              |     | 5 706            | 6 300               | 6 300           | 482            | 4 642         | 4 725         | (83)         | -2%            | 6 300              |
| 7.1 - Solid Waste                             |     | 5 706            | 6 300               | 6 300           | 482            | 4 642         | 4 725         | (83)         | -2%            | 6 300              |
| 7.2 -   |     | -                | -                   | -               | -              | -             | -             | -            | -              | -                  |
| 7.3 -   |     | -                | -                   | -               | -              | -             | -             | -            | -              | -                  |
| 7.4 -   |     | -                | -                   | -               | -              | -             | -             | -            | -              | -                  |
| 7.5 -   |     | -                | -                   | -               | -              | -             | -             | -            | -              | -                  |
| 7.6 -   |     | -                | -                   | -               | -              | -             | -             | -            | -              | -                  |
| 7.7 -   |     | -                | -                   | -               | -              | -             | -             | -            | -              | -                  |
| 7.8 -   |     | -                | -                   | -               | -              | -             | -             | -            | -              | -                  |

Choose name from list - Table C3 Monthly Budget Statement - Financial Performance (revenue and expenditure by municipal vote) - A - M09 - March

| Vote Description                          | Ref | 2024/25          | Budget Year 2025/26 |                 |                |               |               |              |                |                    |
|---|-----|------------------|---------------------|-----------------|----------------|---------------|---------------|--------------|----------------|--------------------|
|   |     | Adjusted Outcome | Original Budget     | Adjusted Budget | Monthly actual | YearTD actual | YearTD budget | YTD variance | YTD variance % | Full Year Forecast |
| 7.9 -                                     |     | -                | -                   | -               | -              | -             | -             | -            | -              | -                  |
| 7.10 -                                    |     | -                | -                   | -               | -              | -             | -             | -            | -              | -                  |
| <b>Vote 8 - WASTE WATER MANAGEMENT</b>    |     | (0)              | -                   | 140             | (271)          | 92            | 34            | 58           | 170%           | 140                |
| 8.1 - Sewerage                            |     | (0)              | -                   | 140             | (271)          | 92            | 34            | 58           | 170%           | 140                |
| 8.2 - Storm Water Management              |     | -                | -                   | -               | -              | -             | -             | -            | -              | -                  |
| 8.3 - Public Toilets                      |     | -                | -                   | -               | -              | -             | -             | -            | -              | -                  |
| 8.4 -                                     |     | -                | -                   | -               | -              | -             | -             | -            | -              | -                  |
| 8.5 -                                     |     | -                | -                   | -               | -              | -             | -             | -            | -              | -                  |
| 8.6 -                                     |     | -                | -                   | -               | -              | -             | -             | -            | -              | -                  |
| 8.7 -                                     |     | -                | -                   | -               | -              | -             | -             | -            | -              | -                  |
| 8.8 -                                     |     | -                | -                   | -               | -              | -             | -             | -            | -              | -                  |
| 8.9 -                                     |     | -                | -                   | -               | -              | -             | -             | -            | -              | -                  |
| 8.10 -                                    |     | -                | -                   | -               | -              | -             | -             | -            | -              | -                  |
| <b>Vote 9 - ROADS AND TRANSPORT</b>       |     | 3 498            | 7 710               | 45 099          | 3 475          | 6 964         | 16 462        | (9 498)      | -58%           | 45 099             |
| 9.1 - Roads                               |     | 3 498            | 7 710               | 45 099          | 3 475          | 6 964         | 16 462        | (9 498)      | -58%           | 45 099             |
| 9.2 - Public Busses                       |     | -                | -                   | -               | -              | -             | -             | -            | -              | -                  |
| 9.3 - Parking Garages                     |     | -                | -                   | -               | -              | -             | -             | -            | -              | -                  |
| 9.4 - Licensing and Testing               |     | -                | -                   | -               | -              | -             | -             | -            | -              | -                  |
| 9.5 - Others                              |     | -                | -                   | -               | -              | -             | -             | -            | -              | -                  |
| 9.6 -                                     |     | -                | -                   | -               | -              | -             | -             | -            | -              | -                  |
| 9.7 -                                     |     | -                | -                   | -               | -              | -             | -             | -            | -              | -                  |
| 9.8 -                                     |     | -                | -                   | -               | -              | -             | -             | -            | -              | -                  |
| 9.9 -                                     |     | -                | -                   | -               | -              | -             | -             | -            | -              | -                  |
| 9.10 -                                    |     | -                | -                   | -               | -              | -             | -             | -            | -              | -                  |
| <b>Vote 10 - WATER</b>                    |     | 0                | -                   | -               | (1 113)        | 393           | -             | 393          | #DIV/0!        | -                  |
| 10.1 - Water Distribution                 |     | 0                | -                   | -               | (1 113)        | 393           | -             | 393          | #DIV/0!        | -                  |
| 10.2 - Water Storage                      |     | -                | -                   | -               | -              | -             | -             | -            | -              | -                  |
| 10.3 -                                    |     | -                | -                   | -               | -              | -             | -             | -            | -              | -                  |
| 10.4 -                                    |     | -                | -                   | -               | -              | -             | -             | -            | -              | -                  |
| 10.5 -                                    |     | -                | -                   | -               | -              | -             | -             | -            | -              | -                  |
| 10.6 -                                    |     | -                | -                   | -               | -              | -             | -             | -            | -              | -                  |
| 10.7 -                                    |     | -                | -                   | -               | -              | -             | -             | -            | -              | -                  |
| 10.8 -                                    |     | -                | -                   | -               | -              | -             | -             | -            | -              | -                  |
| 10.9 -                                    |     | -                | -                   | -               | -              | -             | -             | -            | -              | -                  |
| 10.10 -                                   |     | -                | -                   | -               | -              | -             | -             | -            | -              | -                  |
| <b>Vote 11 - PUBLIC SAFETY</b>            |     | -                | -                   | -               | -              | -             | -             | -            | -              | -                  |
| 11.1 - Other                              |     | -                | -                   | -               | -              | -             | -             | -            | -              | -                  |
| 11.2 - Street Lighting                    |     | -                | -                   | -               | -              | -             | -             | -            | -              | -                  |
| 11.3 -                                    |     | -                | -                   | -               | -              | -             | -             | -            | -              | -                  |
| 11.4 -                                    |     | -                | -                   | -               | -              | -             | -             | -            | -              | -                  |
| 11.5 -                                    |     | -                | -                   | -               | -              | -             | -             | -            | -              | -                  |
| 11.6 -                                    |     | -                | -                   | -               | -              | -             | -             | -            | -              | -                  |
| 11.7 -                                    |     | -                | -                   | -               | -              | -             | -             | -            | -              | -                  |
| 11.8 -                                    |     | -                | -                   | -               | -              | -             | -             | -            | -              | -                  |
| 11.9 -                                    |     | -                | -                   | -               | -              | -             | -             | -            | -              | -                  |
| 11.10 -                                   |     | -                | -                   | -               | -              | -             | -             | -            | -              | -                  |
| <b>Vote 12 - ELECTRICITY DISTRIBUTION</b> |     | 9 129            | 5 371               | 6 090           | -              | 3 995         | 4 747         | (752)        | -16%           | 6 090              |
| 12.1 - Electricity Distribution           |     | 9 129            | 5 371               | 6 090           | -              | 3 995         | 4 747         | (752)        | -16%           | 6 090              |
| 12.2 -                                    |     | -                | -                   | -               | -              | -             | -             | -            | -              | -                  |
| 12.3 -                                    |     | -                | -                   | -               | -              | -             | -             | -            | -              | -                  |
| 12.4 -                                    |     | -                | -                   | -               | -              | -             | -             | -            | -              | -                  |
| 12.5 -                                    |     | -                | -                   | -               | -              | -             | -             | -            | -              | -                  |
| 12.6 -                                    |     | -                | -                   | -               | -              | -             | -             | -            | -              | -                  |
| 12.7 -                                    |     | -                | -                   | -               | -              | -             | -             | -            | -              | -                  |
| 12.8 -                                    |     | -                | -                   | -               | -              | -             | -             | -            | -              | -                  |
| 12.9 -                                    |     | -                | -                   | -               | -              | -             | -             | -            | -              | -                  |
| 12.10 -                                   |     | -                | -                   | -               | -              | -             | -             | -            | -              | -                  |
| <b>Vote 13 -</b>                          |     | -                | -                   | -               | -              | -             | -             | -            | -              | -                  |
| 13.1 -                                    |     | -                | -                   | -               | -              | -             | -             | -            | -              | -                  |
| 13.2 -                                    |     | -                | -                   | -               | -              | -             | -             | -            | -              | -                  |
| 13.3 -                                    |     | -                | -                   | -               | -              | -             | -             | -            | -              | -                  |
| 13.4 -                                    |     | -                | -                   | -               | -              | -             | -             | -            | -              | -                  |
| 13.5 -                                    |     | -                | -                   | -               | -              | -             | -             | -            | -              | -                  |
| 13.6 -                                    |     | -                | -                   | -               | -              | -             | -             | -            | -              | -                  |
| 13.7 -                                    |     | -                | -                   | -               | -              | -             | -             | -            | -              | -                  |
| 13.8 -                                    |     | -                | -                   | -               | -              | -             | -             | -            | -              | -                  |
| 13.9 -                                    |     | -                | -                   | -               | -              | -             | -             | -            | -              | -                  |
| 13.10 -                                   |     | -                | -                   | -               | -              | -             | -             | -            | -              | -                  |
| <b>Vote 14 -</b>                          |     | -                | -                   | -               | -              | -             | -             | -            | -              | -                  |
| 14.1 -                                    |     | -                | -                   | -               | -              | -             | -             | -            | -              | -                  |
| 14.2 -                                    |     | -                | -                   | -               | -              | -             | -             | -            | -              | -                  |
| 14.3 -                                    |     | -                | -                   | -               | -              | -             | -             | -            | -              | -                  |
| 14.4 -                                    |     | -                | -                   | -               | -              | -             | -             | -            | -              | -                  |
| 14.5 -                                    |     | -                | -                   | -               | -              | -             | -             | -            | -              | -                  |
| 14.6 -                                    |     | -                | -                   | -               | -              | -             | -             | -            | -              | -                  |
| 14.7 -                                    |     | -                | -                   | -               | -              | -             | -             | -            | -              | -                  |

Choose name from list - Table C3 Monthly Budget Statement - Financial Performance (revenue and expenditure by municipal vote) - A - M09 - March

| Vote Description                              | Ref | 2024/25          | Budget Year 2025/26 |                 |                |               |               |              |                |                    |
|---|-----|------------------|---------------------|-----------------|----------------|---------------|---------------|--------------|----------------|--------------------|
|   |     | Adjusted Outcome | Original Budget     | Adjusted Budget | Monthly actual | YearTD actual | YearTD budget | YTD variance | YTD variance % | Full Year Forecast |
| 14.8 -  |     | -                | -                   | -               | -              | -             | -             | -            | -              | -                  |
| 14.9 -  |     | -                | -                   | -               | -              | -             | -             | -            | -              | -                  |
| 14.10 -                                       |     | -                | -                   | -               | -              | -             | -             | -            | -              | -                  |
| <b>Vote 15 -</b>                              |     | -                | -                   | -               | -              | -             | -             | -            | -              | -                  |
| 15.1 -  |     | -                | -                   | -               | -              | -             | -             | -            | -              | -                  |
| 15.2 -  |     | -                | -                   | -               | -              | -             | -             | -            | -              | -                  |
| 15.3 -  |     | -                | -                   | -               | -              | -             | -             | -            | -              | -                  |
| 15.4 -  |     | -                | -                   | -               | -              | -             | -             | -            | -              | -                  |
| 15.5 -  |     | -                | -                   | -               | -              | -             | -             | -            | -              | -                  |
| 15.6 -  |     | -                | -                   | -               | -              | -             | -             | -            | -              | -                  |
| 15.7 -  |     | -                | -                   | -               | -              | -             | -             | -            | -              | -                  |
| 15.8 -  |     | -                | -                   | -               | -              | -             | -             | -            | -              | -                  |
| 15.9 -  |     | -                | -                   | -               | -              | -             | -             | -            | -              | -                  |
| 15.10 -                                       |     | -                | -                   | -               | -              | -             | -             | -            | -              | -                  |
| <b>Total Revenue by Vote</b>                  | 2   | 478 172          | 493 450             | 571 769         | 65 155         | 409 222       | 394 976       | 14 247       | 4%             | 571 769            |
| <b>Expenditure by Vote</b>                    | 1   |                  |                     |                 |                |               |               |              |                |                    |
| <b>Vote 1 - EXECUTIVE AND COUNCIL</b>         |     | 103 634          | 50 943              | 45 204          | 5 805          | 30 968        | 36 715        | (5 747)      | -16%           | 45 204             |
| 1.1 - Mayor and Council                       |     | 18 639           | 21 111              | 19 911          | 3 638          | 15 319        | 15 521        | (202)        | -1%            | 19 911             |
| 1.2 - Municipal Manager                       |     | 84 994           | 29 832              | 25 293          | 2 167          | 15 649        | 21 194        | (5 545)      | -26%           | 25 293             |
| 1.3 -   |     | -                | -                   | -               | -              | -             | -             | -            | -              | -                  |
| 1.4 -   |     | -                | -                   | -               | -              | -             | -             | -            | -              | -                  |
| 1.5 -   |     | -                | -                   | -               | -              | -             | -             | -            | -              | -                  |
| 1.6 -   |     | -                | -                   | -               | -              | -             | -             | -            | -              | -                  |
| 1.7 -   |     | -                | -                   | -               | -              | -             | -             | -            | -              | -                  |
| 1.8 -   |     | -                | -                   | -               | -              | -             | -             | -            | -              | -                  |
| 1.9 -   |     | -                | -                   | -               | -              | -             | -             | -            | -              | -                  |
| 1.10 -  |     | -                | -                   | -               | -              | -             | -             | -            | -              | -                  |
| <b>Vote 2 - BUDGET AND TREASURY</b>           |     | 201 328          | 206 734             | 234 679         | 12 882         | 138 945       | 157 743       | (18 798)     | -12%           | 234 679            |
| 2.1 - Cost to chief financial officer         |     | 80               | -                   | -               | -              | -             | -             | -            | -              | -                  |
| 2.2 - Professional fees                       |     | -                | -                   | -               | -              | -             | -             | -            | -              | -                  |
| 2.3 - Finance and Admin                       |     | 201 248          | 206 734             | 234 679         | 12 882         | 138 945       | 157 743       | (18 798)     | -12%           | 234 679            |
| 2.4 -   |     | -                | -                   | -               | -              | -             | -             | -            | -              | -                  |
| 2.5 -   |     | -                | -                   | -               | -              | -             | -             | -            | -              | -                  |
| 2.6 -   |     | -                | -                   | -               | -              | -             | -             | -            | -              | -                  |
| 2.7 -   |     | -                | -                   | -               | -              | -             | -             | -            | -              | -                  |
| 2.8 -   |     | -                | -                   | -               | -              | -             | -             | -            | -              | -                  |
| 2.9 -   |     | -                | -                   | -               | -              | -             | -             | -            | -              | -                  |
| 2.10 -  |     | -                | -                   | -               | -              | -             | -             | -            | -              | -                  |
| <b>Vote 3 - CORPORATE SERVICES</b>            |     | -                | -                   | -               | -              | -             | -             | -            | -              | -                  |
| 3.1 - Human resources                         |     | -                | -                   | -               | -              | -             | -             | -            | -              | -                  |
| 3.2 - Information Technology                  |     | -                | -                   | -               | -              | -             | -             | -            | -              | -                  |
| 3.3 - Property Services                       |     | -                | -                   | -               | -              | -             | -             | -            | -              | -                  |
| 3.4 - Other Admin                             |     | -                | -                   | -               | -              | -             | -             | -            | -              | -                  |
| 3.5 -   |     | -                | -                   | -               | -              | -             | -             | -            | -              | -                  |
| 3.6 -   |     | -                | -                   | -               | -              | -             | -             | -            | -              | -                  |
| 3.7 -   |     | -                | -                   | -               | -              | -             | -             | -            | -              | -                  |
| 3.8 -   |     | -                | -                   | -               | -              | -             | -             | -            | -              | -                  |
| 3.9 -   |     | -                | -                   | -               | -              | -             | -             | -            | -              | -                  |
| 3.10 -  |     | -                | -                   | -               | -              | -             | -             | -            | -              | -                  |
| <b>Vote 4 - PLANNING AND DEVELOPMENT</b>      |     | 16 274           | 20 537              | 20 270          | 1 601          | 12 606        | 15 333        | (2 727)      | -18%           | 20 270             |
| 4.1 - Economic                                |     | -                | -                   | -               | -              | -             | -             | -            | -              | -                  |
| 4.2 - Development Planning                    |     | 16 274           | 20 537              | 20 270          | 1 601          | 12 606        | 15 333        | (2 727)      | -18%           | 20 270             |
| 4.3 - Town Planning / Building Enforcement    |     | -                | -                   | -               | -              | -             | -             | -            | -              | -                  |
| 4.4 - Licensing and Regualtions               |     | -                | -                   | -               | -              | -             | -             | -            | -              | -                  |
| 4.5 -   |     | -                | -                   | -               | -              | -             | -             | -            | -              | -                  |
| 4.6 -   |     | -                | -                   | -               | -              | -             | -             | -            | -              | -                  |
| 4.7 -   |     | -                | -                   | -               | -              | -             | -             | -            | -              | -                  |
| 4.8 -   |     | -                | -                   | -               | -              | -             | -             | -            | -              | -                  |
| 4.9 -   |     | -                | -                   | -               | -              | -             | -             | -            | -              | -                  |
| 4.10 -  |     | -                | -                   | -               | -              | -             | -             | -            | -              | -                  |
| <b>Vote 5 - COMMUNITY AND SOCIAL SERVICES</b> |     | 52 866           | 61 259              | 58 015          | 4 170          | 38 595        | 45 101        | (6 506)      | -14%           | 58 015             |
| 5.1 - Libraries and Archives                  |     | -                | -                   | -               | -              | -             | -             | -            | -              | -                  |
| 5.2 - Museum and Art Galleries                |     | -                | -                   | -               | -              | -             | -             | -            | -              | -                  |
| 5.3 - Community Halls and Facilities          |     | 52 866           | 61 259              | 58 015          | 4 170          | 38 595        | 45 101        | (6 506)      | -14%           | 58 015             |
| 5.4 - Cemtries                                |     | -                | -                   | -               | -              | -             | -             | -            | -              | -                  |
| 5.5 - Child Care                              |     | -                | -                   | -               | -              | -             | -             | -            | -              | -                  |
| 5.6 - Aged Care                               |     | -                | -                   | -               | -              | -             | -             | -            | -              | -                  |
| 5.7 - Other Community                         |     | -                | -                   | -               | -              | -             | -             | -            | -              | -                  |
| 5.8 - Other Social                            |     | -                | -                   | -               | -              | -             | -             | -            | -              | -                  |
| 5.9 -   |     | -                | -                   | -               | -              | -             | -             | -            | -              | -                  |
| 5.10 -  |     | -                | -                   | -               | -              | -             | -             | -            | -              | -                  |
| <b>Vote 6 - SPORT AND RECREATION</b>          |     | -                | -                   | -               | -              | -             | -             | -            | -              | -                  |
| 6.1 - Sport Grounds                           |     | -                | -                   | -               | -              | -             | -             | -            | -              | -                  |
| 6.2 -   |     | -                | -                   | -               | -              | -             | -             | -            | -              | -                  |
| 6.3 -   |     | -                | -                   | -               | -              | -             | -             | -            | -              | -                  |
| 6.4 -   |     | -                | -                   | -               | -              | -             | -             | -            | -              | -                  |

Choose name from list - Table C3 Monthly Budget Statement - Financial Performance (revenue and expenditure by municipal vote) - A - M09 - March

| Vote Description                          | Ref | 2024/25          | Budget Year 2025/26 |                 |                |               |               |              |                |                    |
|---|-----|------------------|---------------------|-----------------|----------------|---------------|---------------|--------------|----------------|--------------------|
|   |     | Adjusted Outcome | Original Budget     | Adjusted Budget | Monthly actual | YearTD actual | YearTD budget | YTD variance | YTD variance % | Full Year Forecast |
| 6.5 -                                     |     | -                | -                   | -               | -              | -             | -             | -            | -              | -                  |
| 6.6 -                                     |     | -                | -                   | -               | -              | -             | -             | -            | -              | -                  |
| 6.7 -                                     |     | -                | -                   | -               | -              | -             | -             | -            | -              | -                  |
| 6.8 -                                     |     | -                | -                   | -               | -              | -             | -             | -            | -              | -                  |
| 6.9 -                                     |     | -                | -                   | -               | -              | -             | -             | -            | -              | -                  |
| 6.10 -                                    |     | -                | -                   | -               | -              | -             | -             | -            | -              | -                  |
| <b>Vote 7 - WASTE MANAGEMENT</b>          |     | <b>9 234</b>     | <b>11 880</b>       | <b>12 030</b>   | <b>820</b>     | <b>7 417</b>  | <b>8 948</b>  | (1 531)      | -17%           | <b>12 030</b>      |
| 7.1 - Solid Waste                         |     | 9 234            | 11 880              | 12 030          | 820            | 7 417         | 8 948         | (1 531)      | -17%           | 12 030             |
| 7.2 -                                     |     | -                | -                   | -               | -              | -             | -             | -            | -              | -                  |
| 7.3 -                                     |     | -                | -                   | -               | -              | -             | -             | -            | -              | -                  |
| 7.4 -                                     |     | -                | -                   | -               | -              | -             | -             | -            | -              | -                  |
| 7.5 -                                     |     | -                | -                   | -               | -              | -             | -             | -            | -              | -                  |
| 7.6 -                                     |     | -                | -                   | -               | -              | -             | -             | -            | -              | -                  |
| 7.7 -                                     |     | -                | -                   | -               | -              | -             | -             | -            | -              | -                  |
| 7.8 -                                     |     | -                | -                   | -               | -              | -             | -             | -            | -              | -                  |
| 7.9 -                                     |     | -                | -                   | -               | -              | -             | -             | -            | -              | -                  |
| 7.10 -                                    |     | -                | -                   | -               | -              | -             | -             | -            | -              | -                  |
| <b>Vote 8 - WASTE WATER MANAGEMENT</b>    |     | <b>-</b>         | <b>-</b>            | <b>-</b>        | <b>-</b>       | <b>-</b>      | <b>-</b>      | <b>-</b>     | <b>-</b>       | <b>-</b>           |
| 8.1 - Sewerage                            |     | -                | -                   | -               | -              | -             | -             | -            | -              | -                  |
| 8.2 - Storm Water Management              |     | -                | -                   | -               | -              | -             | -             | -            | -              | -                  |
| 8.3 - Public Toilets                      |     | -                | -                   | -               | -              | -             | -             | -            | -              | -                  |
| 8.4 -                                     |     | -                | -                   | -               | -              | -             | -             | -            | -              | -                  |
| 8.5 -                                     |     | -                | -                   | -               | -              | -             | -             | -            | -              | -                  |
| 8.6 -                                     |     | -                | -                   | -               | -              | -             | -             | -            | -              | -                  |
| 8.7 -                                     |     | -                | -                   | -               | -              | -             | -             | -            | -              | -                  |
| 8.8 -                                     |     | -                | -                   | -               | -              | -             | -             | -            | -              | -                  |
| 8.9 -                                     |     | -                | -                   | -               | -              | -             | -             | -            | -              | -                  |
| 8.10 -                                    |     | -                | -                   | -               | -              | -             | -             | -            | -              | -                  |
| <b>Vote 9 - ROADS AND TRANSPORT</b>       |     | <b>24 855</b>    | <b>30 729</b>       | <b>126 619</b>  | <b>71 394</b>  | <b>89 972</b> | <b>40 265</b> | 49 707       | 123%           | <b>126 619</b>     |
| 9.1 - Roads                               |     | 24 855           | 30 729              | 126 619         | 71 394         | 89 972        | 40 265        | 49 707       | 123%           | 126 619            |
| 9.2 - Public Busses                       |     | -                | -                   | -               | -              | -             | -             | -            | -              | -                  |
| 9.3 - Parking Garages                     |     | -                | -                   | -               | -              | -             | -             | -            | -              | -                  |
| 9.4 - Licensing and Testing               |     | -                | -                   | -               | -              | -             | -             | -            | -              | -                  |
| 9.5 - Others                              |     | -                | -                   | -               | -              | -             | -             | -            | -              | -                  |
| 9.6 -                                     |     | -                | -                   | -               | -              | -             | -             | -            | -              | -                  |
| 9.7 -                                     |     | -                | -                   | -               | -              | -             | -             | -            | -              | -                  |
| 9.8 -                                     |     | -                | -                   | -               | -              | -             | -             | -            | -              | -                  |
| 9.9 -                                     |     | -                | -                   | -               | -              | -             | -             | -            | -              | -                  |
| 9.10 -                                    |     | -                | -                   | -               | -              | -             | -             | -            | -              | -                  |
| <b>Vote 10 - WATER</b>                    |     | <b>(0)</b>       | <b>-</b>            | <b>-</b>        | <b>536</b>     | <b>4 808</b>  | <b>-</b>      | 4 808        | #DIV/0!        | <b>-</b>           |
| 10.1 - Water Distribution                 |     | (0)              | -                   | -               | 536            | 4 808         | -             | 4 808        | #DIV/0!        | -                  |
| 10.2 - Water Storage                      |     | -                | -                   | -               | -              | -             | -             | -            | -              | -                  |
| 10.3 -                                    |     | -                | -                   | -               | -              | -             | -             | -            | -              | -                  |
| 10.4 -                                    |     | -                | -                   | -               | -              | -             | -             | -            | -              | -                  |
| 10.5 -                                    |     | -                | -                   | -               | -              | -             | -             | -            | -              | -                  |
| 10.6 -                                    |     | -                | -                   | -               | -              | -             | -             | -            | -              | -                  |
| 10.7 -                                    |     | -                | -                   | -               | -              | -             | -             | -            | -              | -                  |
| 10.8 -                                    |     | -                | -                   | -               | -              | -             | -             | -            | -              | -                  |
| 10.9 -                                    |     | -                | -                   | -               | -              | -             | -             | -            | -              | -                  |
| 10.10 -                                   |     | -                | -                   | -               | -              | -             | -             | -            | -              | -                  |
| <b>Vote 11 - PUBLIC SAFETY</b>            |     | <b>-</b>         | <b>-</b>            | <b>-</b>        | <b>-</b>       | <b>-</b>      | <b>-</b>      | <b>-</b>     | <b>-</b>       | <b>-</b>           |
| 11.1 - Other                              |     | -                | -                   | -               | -              | -             | -             | -            | -              | -                  |
| 11.2 - Street Lighting                    |     | -                | -                   | -               | -              | -             | -             | -            | -              | -                  |
| 11.3 -                                    |     | -                | -                   | -               | -              | -             | -             | -            | -              | -                  |
| 11.4 -                                    |     | -                | -                   | -               | -              | -             | -             | -            | -              | -                  |
| 11.5 -                                    |     | -                | -                   | -               | -              | -             | -             | -            | -              | -                  |
| 11.6 -                                    |     | -                | -                   | -               | -              | -             | -             | -            | -              | -                  |
| 11.7 -                                    |     | -                | -                   | -               | -              | -             | -             | -            | -              | -                  |
| 11.8 -                                    |     | -                | -                   | -               | -              | -             | -             | -            | -              | -                  |
| 11.9 -                                    |     | -                | -                   | -               | -              | -             | -             | -            | -              | -                  |
| 11.10 -                                   |     | -                | -                   | -               | -              | -             | -             | -            | -              | -                  |
| <b>Vote 12 - ELECTRICITY DISTRIBUTION</b> |     | <b>8 569</b>     | <b>5 470</b>        | <b>5 975</b>    | <b>66</b>      | <b>3 827</b>  | <b>4 697</b>  | (870)        | -19%           | <b>5 975</b>       |
| 12.1 - Electricity Distribution           |     | 8 569            | 5 470               | 5 975           | 66             | 3 827         | 4 697         | (870)        | -19%           | 5 975              |
| 12.2 -                                    |     | -                | -                   | -               | -              | -             | -             | -            | -              | -                  |
| 12.3 -                                    |     | -                | -                   | -               | -              | -             | -             | -            | -              | -                  |
| 12.4 -                                    |     | -                | -                   | -               | -              | -             | -             | -            | -              | -                  |
| 12.5 -                                    |     | -                | -                   | -               | -              | -             | -             | -            | -              | -                  |
| 12.6 -                                    |     | -                | -                   | -               | -              | -             | -             | -            | -              | -                  |
| 12.7 -                                    |     | -                | -                   | -               | -              | -             | -             | -            | -              | -                  |
| 12.8 -                                    |     | -                | -                   | -               | -              | -             | -             | -            | -              | -                  |
| 12.9 -                                    |     | -                | -                   | -               | -              | -             | -             | -            | -              | -                  |
| 12.10 -                                   |     | -                | -                   | -               | -              | -             | -             | -            | -              | -                  |
| <b>Vote 13 -</b>                          |     | <b>-</b>         | <b>-</b>            | <b>-</b>        | <b>-</b>       | <b>-</b>      | <b>-</b>      | <b>-</b>     | <b>-</b>       | <b>-</b>           |
| 13.1 -                                    |     | -                | -                   | -               | -              | -             | -             | -            | -              | -                  |
| 13.2 -                                    |     | -                | -                   | -               | -              | -             | -             | -            | -              | -                  |
| 13.3 -                                    |     | -                | -                   | -               | -              | -             | -             | -            | -              | -                  |

Choose name from list - Table C3 Monthly Budget Statement - Financial Performance (revenue and expenditure by municipal vote) - A - M09 - March

| Vote Description                       | Ref | 2024/25          | Budget Year 2025/26 |                 |                |               |               |              |                |                    |
|--|-----|------------------|---------------------|-----------------|----------------|---------------|---------------|--------------|----------------|--------------------|
|  |     | Adjusted Outcome | Original Budget     | Adjusted Budget | Monthly actual | YearTD actual | YearTD budget | YTD variance | YTD variance % | Full Year Forecast |
| 13.4 -                                 |     | -                | -                   | -               | -              | -             | -             | -            | -              | -                  |
| 13.5 -                                 |     | -                | -                   | -               | -              | -             | -             | -            | -              | -                  |
| 13.6 -                                 |     | -                | -                   | -               | -              | -             | -             | -            | -              | -                  |
| 13.7 -                                 |     | -                | -                   | -               | -              | -             | -             | -            | -              | -                  |
| 13.8 -                                 |     | -                | -                   | -               | -              | -             | -             | -            | -              | -                  |
| 13.9 -                                 |     | -                | -                   | -               | -              | -             | -             | -            | -              | -                  |
| 13.10 -                                |     | -                | -                   | -               | -              | -             | -             | -            | -              | -                  |
| <b>Vote 14 -</b>                       |     | -                | -                   | -               | -              | -             | -             | -            | -              | -                  |
| 14.1 -                                 |     | -                | -                   | -               | -              | -             | -             | -            | -              | -                  |
| 14.2 -                                 |     | -                | -                   | -               | -              | -             | -             | -            | -              | -                  |
| 14.3 -                                 |     | -                | -                   | -               | -              | -             | -             | -            | -              | -                  |
| 14.4 -                                 |     | -                | -                   | -               | -              | -             | -             | -            | -              | -                  |
| 14.5 -                                 |     | -                | -                   | -               | -              | -             | -             | -            | -              | -                  |
| 14.6 -                                 |     | -                | -                   | -               | -              | -             | -             | -            | -              | -                  |
| 14.7 -                                 |     | -                | -                   | -               | -              | -             | -             | -            | -              | -                  |
| 14.8 -                                 |     | -                | -                   | -               | -              | -             | -             | -            | -              | -                  |
| 14.9 -                                 |     | -                | -                   | -               | -              | -             | -             | -            | -              | -                  |
| 14.10 -                                |     | -                | -                   | -               | -              | -             | -             | -            | -              | -                  |
| <b>Vote 15 -</b>                       |     | -                | -                   | -               | -              | -             | -             | -            | -              | -                  |
| 15.1 -                                 |     | -                | -                   | -               | -              | -             | -             | -            | -              | -                  |
| 15.2 -                                 |     | -                | -                   | -               | -              | -             | -             | -            | -              | -                  |
| 15.3 -                                 |     | -                | -                   | -               | -              | -             | -             | -            | -              | -                  |
| 15.4 -                                 |     | -                | -                   | -               | -              | -             | -             | -            | -              | -                  |
| 15.5 -                                 |     | -                | -                   | -               | -              | -             | -             | -            | -              | -                  |
| 15.6 -                                 |     | -                | -                   | -               | -              | -             | -             | -            | -              | -                  |
| 15.7 -                                 |     | -                | -                   | -               | -              | -             | -             | -            | -              | -                  |
| 15.8 -                                 |     | -                | -                   | -               | -              | -             | -             | -            | -              | -                  |
| 15.9 -                                 |     | -                | -                   | -               | -              | -             | -             | -            | -              | -                  |
| 15.10 -                                |     | -                | -                   | -               | -              | -             | -             | -            | -              | -                  |
| <b>Total Expenditure by Vote</b>       | 2   | 416 760          | 387 552             | 502 793         | 97 274         | 327 138       | 308 801       | 18 336       | 6%             | 502 793            |
| <b>Surplus/ (Deficit) for the year</b> | 2   | 61 413           | 105 897             | 68 976          | (32 118)       | 82 085        | 86 174        | (4 090)      | -5%            | 68 976             |

Choose name from list - Table C4 Monthly Budget Statement - Financial Performance (revenue and expenditure) - M09 - March

| Description  | Ref | Budget Year 2025/26           |                    |                    |                 |                |                |                 |                      |                       |
|--|-----|-------------------------------|--------------------|--------------------|-----------------|----------------|----------------|-----------------|----------------------|-----------------------|
|  |     | 2024/25<br>Audited<br>Outcome | Original<br>Budget | Adjusted<br>Budget | Monthly actual  | YearTD actual  | YearTD budget  | YTD<br>variance | YTD<br>variance<br>% | Full Year<br>Forecast |
| <b>R thousands</b>   |     |                               |                    |                    |                 |                |                |                 |                      |                       |
| <b>Revenue</b>   |     |                               |                    |                    |                 |                |                |                 |                      |                       |
| <b>Exchange Revenue</b>  |     |                               |                    |                    |                 |                |                |                 |                      |                       |
| Service charges - Electricity  |     | -                             | -                  | -                  | -               | -              | -              | -               |                      | -                     |
| Service charges - Water  |     | 0                             | -                  | -                  | (1 113)         | 393            | -              | 393             | #DIV/0!              | -                     |
| Service charges - Waste Water Management                             |     | (0)                           | -                  | -                  | (167)           | 57             | -              | 57              | #DIV/0!              | -                     |
| Service charges - Waste management                                   |     | 5 707                         | 6 300              | 6 300              | 482             | 4 642          | 4 725          | (83)            | -2%                  | 6 300                 |
| Sale of Goods and Rendering of Services                              |     | 4 344                         | 3 477              | 4 888              | 272             | 3 044          | 2 952          | 92              | 3%                   | 4 888                 |
| Agency services  |     | 290                           | 3 132              | 3 500              | 195             | 2 369          | 2 439          | (70)            | -3%                  | 3 500                 |
| Interest   |     | -                             | -                  | -                  | -               | -              | -              | -               |                      | -                     |
| Interest earned from Receivables                                     |     | (1 409)                       | 1 495              | 716                | (314)           | (2 567)        | 931            | (3 498)         | -376%                | 716                   |
| Interest from Current and Non Current Assets                         |     | 12 257                        | 12 854             | 9 600              | 1 491           | 6 801          | 8 847          | (2 047)         | -23%                 | 9 600                 |
| Dividends  |     | -                             | -                  | -                  | -               | -              | -              | -               |                      | -                     |
| Rent on Land   |     | -                             | -                  | -                  | -               | -              | -              | -               |                      | -                     |
| Rental from Fixed Assets   |     | 73                            | 438                | 425                | 8               | 77             | 325            | (249)           | -76%                 | 425                   |
| Licence and permits  |     | 2 567                         | 3 132              | 3 743              | (0)             | (0)            | 3 083          | (3 083)         | -100%                | 3 743                 |
| Special Rating Levies  |     | -                             | -                  | -                  | -               | -              | -              | -               |                      | -                     |
| Operational Revenue  |     | 1 277                         | 422                | 40                 | -               | 4 365          | 223            | 4 142           | 1853%                | 40                    |
| <b>Non-Exchange Revenue</b>  |     |                               |                    |                    |                 |                |                |                 |                      |                       |
| Property rates   |     | 186 026                       | 222 681            | 222 681            | 16 723          | 155 419        | 167 011        | (11 592)        | -7%                  | 222 681               |
| Surcharges and Taxes   |     | -                             | -                  | -                  | -               | -              | -              | -               |                      | -                     |
| Fines, penalties and forfeits  |     | 433                           | 1 045              | 491                | (0)             | 275            | 649            | (374)           | -58%                 | 491                   |
| Licence and permits  |     | 3 100                         | 3 816              | 150                | 285             | 2 647          | 1 945          | 702             | 36%                  | 150                   |
| Transfers and subsidies - Operational                                |     | 187 658                       | 184 005            | 211 724            | 43 450          | 182 179        | 138 722        | 43 456          | 31%                  | 211 724               |
| Interest   |     | 21 434                        | 19 836             | 22 116             | 2 072           | 18 004         | 15 433         | 2 572           | 17%                  | 22 116                |
| Fuel Levy  |     | -                             | -                  | -                  | -               | -              | -              | -               |                      | -                     |
| Operational Revenue  |     | -                             | -                  | -                  | -               | -              | -              | -               |                      | -                     |
| Gains on disposal of Assets  |     | -                             | -                  | -                  | -               | -              | -              | -               |                      | -                     |
| Other Gains  |     | 441                           | -                  | -                  | -               | -              | -              | -               |                      | -                     |
| Discontinued Operations  |     | -                             | -                  | -                  | -               | -              | -              | -               |                      | -                     |
| <b>Total Revenue (excluding capital transfers and contributions)</b> |     | <b>424 198</b>                | <b>462 633</b>     | <b>486 374</b>     | <b>63 384</b>   | <b>377 705</b> | <b>347 285</b> | <b>30 419</b>   | <b>9%</b>            | <b>486 374</b>        |
| <b>Expenditure By Type</b>   |     |                               |                    |                    |                 |                |                |                 |                      |                       |
| Employee related costs   |     | 101 171                       | 124 320            | 117 637            | 8 949           | 84 323         | 91 503         | (7 180)         | -8%                  | 117 637               |
| Remuneration of councillors  |     | 12 518                        | 13 377             | 13 377             | 1 846           | 10 793         | 10 033         | 760             | 8%                   | 13 377                |
| Bulk purchases - electricity   |     | 611                           | -                  | -                  | -               | -              | -              | -               |                      | -                     |
| Inventory consumed   |     | 4 863                         | 10 000             | 9 750              | 3 446           | 11 008         | 7 435          | 3 573           | 48%                  | 9 750                 |
| Debt impairment  |     | 58 491                        | 35 970             | 55 000             | -               | 29 453         | 27 475         | 1 978           | 7%                   | 55 000                |
| Depreciation and amortisation  |     | 33 008                        | 37 000             | 34 500             | -               | 15 371         | 27 100         | (11 729)        | -43%                 | 34 500                |
| Interest   |     | 2 436                         | 2 100              | 2 700              | -               | 327            | 1 731          | (1 404)         | -81%                 | 2 700                 |
| Contracted services  |     | 88 404                        | 85 265             | 187 353            | 77 359          | 134 993        | 83 241         | 51 752          | 62%                  | 187 353               |
| Transfers and subsidies  |     | 59 754                        | -                  | -                  | -               | -              | -              | -               |                      | -                     |
| Irrecoverable debts written off                                      |     | (1 058)                       | -                  | 5 000              | -               | -              | 1 175          | (1 175)         | -100%                | 5 000                 |
| Operational costs  |     | 55 882                        | 79 004             | 76 776             | 5 674           | 40 870         | 58 674         | (17 804)        | -30%                 | 76 776                |
| Losses on Disposal of Assets   |     | 559                           | 500                | 500                | -               | -              | 375            | (375)           | -100%                | 500                   |
| Other Losses   |     | 120                           | 15                 | 200                | -               | -              | 59             | (59)            | -100%                | 200                   |
| <b>Total Expenditure</b>   |     | <b>416 760</b>                | <b>387 552</b>     | <b>502 793</b>     | <b>97 274</b>   | <b>327 138</b> | <b>308 801</b> | <b>18 336</b>   | <b>6%</b>            | <b>502 793</b>        |
| <b>Surplus/(Deficit)</b>   |     | <b>7 438</b>                  | <b>75 080</b>      | <b>(16 419)</b>    | <b>(33 890)</b> | <b>50 567</b>  | <b>38 484</b>  | <b>12 083</b>   | <b>31%</b>           | <b>(16 419)</b>       |
| Transfers and subsidies - capital (monetary allocations)             |     | 66 232                        | 30 817             | 85 395             | 3 262           | 38 318         | 47 690         | (9 372)         | -20%                 | 85 395                |
| Transfers and subsidies - capital (in-kind)                          |     | -                             | -                  | -                  | -               | -              | -              | -               |                      | -                     |
| <b>Surplus/(Deficit) after capital transfers &amp; contributions</b> |     | <b>73 670</b>                 | <b>105 897</b>     | <b>68 976</b>      | <b>(30 627)</b> | <b>88 885</b>  | <b>86 174</b>  |                 |                      | <b>68 976</b>         |
| Income Tax   |     | -                             | -                  | -                  | -               | -              | -              | -               |                      | -                     |
| <b>Surplus/(Deficit) after income tax</b>                            |     | <b>73 670</b>                 | <b>105 897</b>     | <b>68 976</b>      | <b>(30 627)</b> | <b>88 885</b>  | <b>86 174</b>  |                 |                      | <b>68 976</b>         |
| Share of Surplus/Deficit attributable to Joint Venture               |     | -                             | -                  | -                  | -               | -              | -              | -               |                      | -                     |
| Share of Surplus/Deficit attributable to Minorities                  |     | -                             | -                  | -                  | -               | -              | -              | -               |                      | -                     |
| <b>Surplus/(Deficit) attributable to municipality</b>                |     | <b>73 670</b>                 | <b>105 897</b>     | <b>68 976</b>      | <b>(30 627)</b> | <b>88 885</b>  | <b>86 174</b>  |                 |                      | <b>68 976</b>         |
| Share of Surplus/Deficit attributable to Associate                   |     | -                             | -                  | -                  | -               | -              | -              | -               |                      | -                     |
| Intercompany/Parent subsidiary transactions                          |     | -                             | -                  | -                  | -               | -              | -              | -               |                      | -                     |
| <b>Surplus/ (Deficit) for the year</b>                               |     | <b>73 670</b>                 | <b>105 897</b>     | <b>68 976</b>      | <b>(30 627)</b> | <b>88 885</b>  | <b>86 174</b>  |                 |                      | <b>68 976</b>         |

Choose name from list - Table C5 Monthly Budget Statement - Capital Expenditure (municipal vote, functional classification and funding) - M09 - March

| Vote Description   | Ref | 2024/25        | Budget Year 2025/26 |                |                 |                |                |                |             |                |
|--|-----|----------------|---------------------|----------------|-----------------|----------------|----------------|----------------|-------------|----------------|
|  |     | Audited        | Original            | Adjusted       | Monthly actual  | YearTD actual  | YearTD         | YTD            | YTD %       | Full Year      |
| <b>R thousands</b>   | 1   |                |                     |                |                 |                |                |                |             |                |
| <b>Multi-Year expenditure appropriation</b>  | 2   |                |                     |                |                 |                |                |                |             |                |
| Vote 1 - EXECUTIVE AND COUNCIL   |     | -              | -                   | -              | -               | -              | -              | -              | -           | -              |
| Vote 2 - BUDGET AND TREASURY   |     | -              | -                   | -              | -               | -              | -              | -              | -           | -              |
| Vote 3 - CORPORATE SERVICES  |     | -              | -                   | -              | -               | -              | -              | -              | -           | -              |
| Vote 4 - PLANNING AND DEVELOPMENT  |     | -              | -                   | -              | -               | -              | -              | -              | -           | -              |
| Vote 5 - COMMUNITY AND SOCIAL SERVICES   |     | -              | -                   | -              | -               | -              | -              | -              | -           | -              |
| Vote 6 - SPORT AND RECREATION  |     | -              | -                   | -              | -               | -              | -              | -              | -           | -              |
| Vote 7 - WASTE MANAGEMENT  |     | -              | -                   | -              | -               | -              | -              | -              | -           | -              |
| Vote 8 - WASTE WATER MANAGEMENT  |     | -              | -                   | -              | -               | -              | -              | -              | -           | -              |
| Vote 9 - ROADS AND TRANSPORT   |     | -              | -                   | -              | -               | -              | -              | -              | -           | -              |
| Vote 10 - WATER  |     | -              | -                   | -              | -               | -              | -              | -              | -           | -              |
| Vote 11 - PUBLIC SAFETY  |     | -              | -                   | -              | -               | -              | -              | -              | -           | -              |
| Vote 12 - ELECTRICITY DISTRIBUTION   |     | -              | -                   | -              | -               | -              | -              | -              | -           | -              |
| Vote 13 -  |     | -              | -                   | -              | -               | -              | -              | -              | -           | -              |
| Vote 14 -  |     | -              | -                   | -              | -               | -              | -              | -              | -           | -              |
| Vote 15 -  |     | -              | -                   | -              | -               | -              | -              | -              | -           | -              |
| <b>Total Capital Multi-year expenditure</b>  | 4,7 | -              | -                   | -              | -               | -              | -              | -              | -           | -              |
| <b>Single Year expenditure appropriation</b>   | 2   |                |                     |                |                 |                |                |                |             |                |
| Vote 1 - EXECUTIVE AND COUNCIL   |     | -              | -                   | -              | -               | -              | -              | -              | -           | -              |
| Vote 2 - BUDGET AND TREASURY   |     | 56 453         | 7 100               | 5 410          | (1 978)         | 1 925          | 4 886          | (2 960)        | -61%        | 5 410          |
| Vote 3 - CORPORATE SERVICES  |     | -              | -                   | -              | -               | -              | -              | -              | -           | -              |
| Vote 4 - PLANNING AND DEVELOPMENT  |     | -              | -                   | -              | -               | -              | -              | -              | -           | -              |
| Vote 5 - COMMUNITY AND SOCIAL SERVICES   |     | 34 847         | 34 149              | 34 988         | 7 933           | 29 671         | 26 732         | 2 939          | 11%         | 34 988         |
| Vote 6 - SPORT AND RECREATION  |     | -              | -                   | -              | -               | -              | -              | -              | -           | -              |
| Vote 7 - WASTE MANAGEMENT  |     | -              | -                   | -              | -               | -              | -              | -              | -           | -              |
| Vote 8 - WASTE WATER MANAGEMENT  |     | -              | -                   | -              | -               | -              | -              | -              | -           | -              |
| Vote 9 - ROADS AND TRANSPORT   |     | 147 982        | 152 757             | 137 744        | (49 185)        | 84 195         | 68 481         | 15 714         | 23%         | 137 744        |
| Vote 10 - WATER  |     | -              | -                   | -              | -               | -              | -              | -              | -           | -              |
| Vote 11 - PUBLIC SAFETY  |     | -              | -                   | -              | -               | -              | -              | -              | -           | -              |
| Vote 12 - ELECTRICITY DISTRIBUTION   |     | -              | -                   | -              | -               | -              | -              | -              | -           | -              |
| Vote 13 -  |     | -              | -                   | -              | -               | -              | -              | -              | -           | -              |
| Vote 14 -  |     | -              | -                   | -              | -               | -              | -              | -              | -           | -              |
| Vote 15 -  |     | -              | -                   | -              | -               | -              | -              | -              | -           | -              |
| <b>Total Capital single-year expenditure</b>   | 4   | 239 283        | 194 006             | 178 142        | (43 229)        | 115 791        | 100 098        | 15 693         | 16%         | 178 142        |
| <b>Total Capital Expenditure</b>   |     | <b>239 283</b> | <b>194 006</b>      | <b>178 142</b> | <b>(43 229)</b> | <b>115 791</b> | <b>100 098</b> | <b>15 693</b>  | <b>16%</b>  | <b>178 142</b> |
| <b>Capital Expenditure - Functional Classification</b>                                 |     |                |                     |                |                 |                |                |                |             |                |
| <b>Governance and administration</b>   |     | 56 453         | 7 100               | 5 410          | (1 978)         | 1 925          | 4 886          | (2 960)        | -61%        | 5 410          |
| Executive and council  |     | -              | -                   | -              | -               | -              | -              | -              | -           | -              |
| Finance and administration   |     | 56 453         | 7 100               | 5 410          | (1 978)         | 1 925          | 4 886          | (2 960)        | -61%        | 5 410          |
| Internal audit   |     | -              | -                   | -              | -               | -              | -              | -              | -           | -              |
| <b>Community and public safety</b>   |     | 34 847         | 34 149              | 34 988         | 7 933           | 29 671         | 26 732         | 2 939          | 11%         | 34 988         |
| Community and social services  |     | 34 847         | 34 149              | 34 988         | 7 933           | 29 671         | 26 732         | 2 939          | 11%         | 34 988         |
| Sport and recreation   |     | -              | -                   | -              | -               | -              | -              | -              | -           | -              |
| Public safety  |     | -              | -                   | -              | -               | -              | -              | -              | -           | -              |
| Housing  |     | -              | -                   | -              | -               | -              | -              | -              | -           | -              |
| Health   |     | -              | -                   | -              | -               | -              | -              | -              | -           | -              |
| <b>Economic and environmental services</b>   |     | 147 982        | 152 757             | 137 744        | (49 185)        | 84 195         | 68 481         | 15 714         | 23%         | 137 744        |
| Planning and development   |     | 1 121          | 1 317               | 489            | -               | 389            | 773            | (384)          | -50%        | 489            |
| Road transport   |     | 146 862        | 151 439             | 137 255        | (49 185)        | 83 806         | 67 708         | 16 098         | 24%         | 137 255        |
| Environmental protection   |     | -              | -                   | -              | -               | -              | -              | -              | -           | -              |
| <b>Trading services</b>  |     | -              | -                   | -              | -               | -              | -              | -              | -           | -              |
| Energy sources   |     | -              | -                   | -              | -               | -              | -              | -              | -           | -              |
| Water management   |     | -              | -                   | -              | -               | -              | -              | -              | -           | -              |
| Waste water management   |     | -              | -                   | -              | -               | -              | -              | -              | -           | -              |
| Waste management   |     | -              | -                   | -              | -               | -              | -              | -              | -           | -              |
| <b>Other</b>   |     | -              | -                   | -              | -               | -              | -              | -              | -           | -              |
| <b>Total Capital Expenditure - Functional Classification</b>                           | 3   | <b>239 283</b> | <b>194 006</b>      | <b>178 142</b> | <b>(43 229)</b> | <b>115 791</b> | <b>100 098</b> | <b>15 693</b>  | <b>16%</b>  | <b>178 142</b> |
| <b>Funded by:</b>  |     |                |                     |                |                 |                |                |                |             |                |
| National Government  |     | 2 515          | 26 797              | 78 169         | 2 956           | 34 371         | 41 356         | (6 985)        | -17%        | 78 169         |
| Provincial Government  |     | -              | -                   | -              | -               | -              | -              | -              | -           | -              |
| District Municipality  |     | -              | -                   | -              | -               | -              | -              | -              | -           | -              |
| Transfers and subsidies - capital (monetary allocations) (Nat / Prov Departm Agencies, |     | -              | -                   | -              | -               | -              | -              | -              | -           | -              |
| <b>Transfers recognised - capital</b>  |     | <b>2 515</b>   | <b>26 797</b>       | <b>78 169</b>  | <b>2 956</b>    | <b>34 371</b>  | <b>41 356</b>  | <b>(6 985)</b> | <b>-17%</b> | <b>78 169</b>  |
| <b>Borrowing</b>   | 6   | -              | -                   | -              | -               | -              | -              | -              | -           | -              |
| <b>Internally generated funds</b>  |     | 121 819        | 167 208             | 99 972         | (46 185)        | 81 421         | 58 742         | 22 678         | 39%         | 99 972         |
| <b>Total Capital Funding</b>   |     | <b>124 334</b> | <b>194 006</b>      | <b>178 142</b> | <b>(43 229)</b> | <b>115 791</b> | <b>100 098</b> | <b>15 693</b>  | <b>16%</b>  | <b>178 142</b> |

Choose name from list - Table C5 Monthly Budget Statement - Capital Expenditure (municipal vote, functional classification and funding) - A - M09 - March

| Vote Description                                       | Ref | 2024/25          | Budget Year 2025/26 |                 |                |               |               |              |                |                    |
|--|-----|------------------|---------------------|-----------------|----------------|---------------|---------------|--------------|----------------|--------------------|
|  |     | Adjusted Outcome | Original Budget     | Adjusted Budget | Monthly actual | YearTD actual | YearTD budget | YTD variance | YTD variance % | Full Year Forecast |
| <b>Capital expenditure - Municipal Vote</b>            |     |                  |                     |                 |                |               |               |              |                |                    |
| <b>Expenditure of multi-year capital appropriation</b> | 1   |                  |                     |                 |                |               |               |              |                |                    |
| <b>Vote 1 - EXECUTIVE AND COUNCIL</b>                  |     | -                | -                   | -               | -              | -             | -             | -            | -              | -                  |
| 1.1 - Mayor and Council                                |     | -                | -                   | -               | -              | -             | -             | -            | -              | -                  |
| 1.2 - Municipal Manager                                |     | -                | -                   | -               | -              | -             | -             | -            | -              | -                  |
| 1.3 -  |     | -                | -                   | -               | -              | -             | -             | -            | -              | -                  |
| 1.4 -  |     | -                | -                   | -               | -              | -             | -             | -            | -              | -                  |
| 1.5 -  |     | -                | -                   | -               | -              | -             | -             | -            | -              | -                  |
| 1.6 -  |     | -                | -                   | -               | -              | -             | -             | -            | -              | -                  |
| 1.7 -  |     | -                | -                   | -               | -              | -             | -             | -            | -              | -                  |
| 1.8 -  |     | -                | -                   | -               | -              | -             | -             | -            | -              | -                  |
| 1.9 -  |     | -                | -                   | -               | -              | -             | -             | -            | -              | -                  |
| 1.10 -   |     | -                | -                   | -               | -              | -             | -             | -            | -              | -                  |
| <b>Vote 2 - BUDGET AND TREASURY</b>                    |     | -                | -                   | -               | -              | -             | -             | -            | -              | -                  |
| 2.1 - Cost to chief financial officer                  |     | -                | -                   | -               | -              | -             | -             | -            | -              | -                  |
| 2.2 - Professional fees                                |     | -                | -                   | -               | -              | -             | -             | -            | -              | -                  |
| 2.3 - Finance and Admin                                |     | -                | -                   | -               | -              | -             | -             | -            | -              | -                  |
| 2.4 -  |     | -                | -                   | -               | -              | -             | -             | -            | -              | -                  |
| 2.5 -  |     | -                | -                   | -               | -              | -             | -             | -            | -              | -                  |
| 2.6 -  |     | -                | -                   | -               | -              | -             | -             | -            | -              | -                  |
| 2.7 -  |     | -                | -                   | -               | -              | -             | -             | -            | -              | -                  |
| 2.8 -  |     | -                | -                   | -               | -              | -             | -             | -            | -              | -                  |
| 2.9 -  |     | -                | -                   | -               | -              | -             | -             | -            | -              | -                  |
| 2.10 -   |     | -                | -                   | -               | -              | -             | -             | -            | -              | -                  |
| <b>Vote 3 - CORPORATE SERVICES</b>                     |     | -                | -                   | -               | -              | -             | -             | -            | -              | -                  |
| 3.1 - Human resources                                  |     | -                | -                   | -               | -              | -             | -             | -            | -              | -                  |
| 3.2 - Information Technology                           |     | -                | -                   | -               | -              | -             | -             | -            | -              | -                  |
| 3.3 - Property Services                                |     | -                | -                   | -               | -              | -             | -             | -            | -              | -                  |
| 3.4 - Other Admin                                      |     | -                | -                   | -               | -              | -             | -             | -            | -              | -                  |
| 3.5 -  |     | -                | -                   | -               | -              | -             | -             | -            | -              | -                  |
| 3.6 -  |     | -                | -                   | -               | -              | -             | -             | -            | -              | -                  |
| 3.7 -  |     | -                | -                   | -               | -              | -             | -             | -            | -              | -                  |
| 3.8 -  |     | -                | -                   | -               | -              | -             | -             | -            | -              | -                  |
| 3.9 -  |     | -                | -                   | -               | -              | -             | -             | -            | -              | -                  |
| 3.10 -   |     | -                | -                   | -               | -              | -             | -             | -            | -              | -                  |
| <b>Vote 4 - PLANNING AND DEVELOPMENT</b>               |     | -                | -                   | -               | -              | -             | -             | -            | -              | -                  |
| 4.1 - Economic   |     | -                | -                   | -               | -              | -             | -             | -            | -              | -                  |
| 4.2 - Development Planning                             |     | -                | -                   | -               | -              | -             | -             | -            | -              | -                  |
| 4.3 - Town Planning / Building Enforcement             |     | -                | -                   | -               | -              | -             | -             | -            | -              | -                  |
| 4.4 - Licensing and Regualtions                        |     | -                | -                   | -               | -              | -             | -             | -            | -              | -                  |
| 4.5 -  |     | -                | -                   | -               | -              | -             | -             | -            | -              | -                  |
| 4.6 -  |     | -                | -                   | -               | -              | -             | -             | -            | -              | -                  |
| 4.7 -  |     | -                | -                   | -               | -              | -             | -             | -            | -              | -                  |
| 4.8 -  |     | -                | -                   | -               | -              | -             | -             | -            | -              | -                  |
| 4.9 -  |     | -                | -                   | -               | -              | -             | -             | -            | -              | -                  |
| 4.10 -   |     | -                | -                   | -               | -              | -             | -             | -            | -              | -                  |
| <b>Vote 5 - COMMUNITY AND SOCIAL SERVICES</b>          |     | -                | -                   | -               | -              | -             | -             | -            | -              | -                  |
| 5.1 - Libraries and Archives                           |     | -                | -                   | -               | -              | -             | -             | -            | -              | -                  |
| 5.2 - Museum and Art Galleries                         |     | -                | -                   | -               | -              | -             | -             | -            | -              | -                  |
| 5.3 - Community Halls and Facilities                   |     | -                | -                   | -               | -              | -             | -             | -            | -              | -                  |
| 5.4 - Cemeteries                                       |     | -                | -                   | -               | -              | -             | -             | -            | -              | -                  |
| 5.5 - Child Care                                       |     | -                | -                   | -               | -              | -             | -             | -            | -              | -                  |
| 5.6 - Aged Care  |     | -                | -                   | -               | -              | -             | -             | -            | -              | -                  |
| 5.7 - Other Community                                  |     | -                | -                   | -               | -              | -             | -             | -            | -              | -                  |
| 5.8 - Other Social                                     |     | -                | -                   | -               | -              | -             | -             | -            | -              | -                  |
| 5.9 -  |     | -                | -                   | -               | -              | -             | -             | -            | -              | -                  |
| 5.10 -   |     | -                | -                   | -               | -              | -             | -             | -            | -              | -                  |
| <b>Vote 6 - SPORT AND RECREATION</b>                   |     | -                | -                   | -               | -              | -             | -             | -            | -              | -                  |
| 6.1 - Sport Grounds                                    |     | -                | -                   | -               | -              | -             | -             | -            | -              | -                  |
| 6.2 -  |     | -                | -                   | -               | -              | -             | -             | -            | -              | -                  |
| 6.3 -  |     | -                | -                   | -               | -              | -             | -             | -            | -              | -                  |
| 6.4 -  |     | -                | -                   | -               | -              | -             | -             | -            | -              | -                  |
| 6.5 -  |     | -                | -                   | -               | -              | -             | -             | -            | -              | -                  |
| 6.6 -  |     | -                | -                   | -               | -              | -             | -             | -            | -              | -                  |
| 6.7 -  |     | -                | -                   | -               | -              | -             | -             | -            | -              | -                  |
| 6.8 -  |     | -                | -                   | -               | -              | -             | -             | -            | -              | -                  |
| 6.9 -  |     | -                | -                   | -               | -              | -             | -             | -            | -              | -                  |
| 6.10 -   |     | -                | -                   | -               | -              | -             | -             | -            | -              | -                  |
| <b>Vote 7 - WASTE MANAGEMENT</b>                       |     | -                | -                   | -               | -              | -             | -             | -            | -              | -                  |
| 7.1 - Solid Waste                                      |     | -                | -                   | -               | -              | -             | -             | -            | -              | -                  |
| 7.2 -  |     | -                | -                   | -               | -              | -             | -             | -            | -              | -                  |
| 7.3 -  |     | -                | -                   | -               | -              | -             | -             | -            | -              | -                  |
| 7.4 -  |     | -                | -                   | -               | -              | -             | -             | -            | -              | -                  |
| 7.5 -  |     | -                | -                   | -               | -              | -             | -             | -            | -              | -                  |
| 7.6 -  |     | -                | -                   | -               | -              | -             | -             | -            | -              | -                  |
| 7.7 -  |     | -                | -                   | -               | -              | -             | -             | -            | -              | -                  |
| 7.8 -  |     | -                | -                   | -               | -              | -             | -             | -            | -              | -                  |
| 7.9 -  |     | -                | -                   | -               | -              | -             | -             | -            | -              | -                  |

Choose name from list - Table C5 Monthly Budget Statement - Capital Expenditure (municipal vote, functional classification and funding) - A - M09 - March

| Vote Description                          | Ref | 2024/25          | Budget Year 2025/26 |                 |                |               |               |              |                |                    |
|---|-----|------------------|---------------------|-----------------|----------------|---------------|---------------|--------------|----------------|--------------------|
|   |     | Adjusted Outcome | Original Budget     | Adjusted Budget | Monthly actual | YearTD actual | YearTD budget | YTD variance | YTD variance % | Full Year Forecast |
| 7.10 -                                    |     | -                | -                   | -               | -              | -             | -             | -            | -              | -                  |
| <b>Vote 8 - WASTE WATER MANAGEMENT</b>    |     | -                | -                   | -               | -              | -             | -             | -            | -              | -                  |
| 8.1 - Sewerage                            |     | -                | -                   | -               | -              | -             | -             | -            | -              | -                  |
| 8.2 - Storm Water Management              |     | -                | -                   | -               | -              | -             | -             | -            | -              | -                  |
| 8.3 - Public Toilets                      |     | -                | -                   | -               | -              | -             | -             | -            | -              | -                  |
| 8.4 -                                     |     | -                | -                   | -               | -              | -             | -             | -            | -              | -                  |
| 8.5 -                                     |     | -                | -                   | -               | -              | -             | -             | -            | -              | -                  |
| 8.6 -                                     |     | -                | -                   | -               | -              | -             | -             | -            | -              | -                  |
| 8.7 -                                     |     | -                | -                   | -               | -              | -             | -             | -            | -              | -                  |
| 8.8 -                                     |     | -                | -                   | -               | -              | -             | -             | -            | -              | -                  |
| 8.9 -                                     |     | -                | -                   | -               | -              | -             | -             | -            | -              | -                  |
| 8.10 -                                    |     | -                | -                   | -               | -              | -             | -             | -            | -              | -                  |
| <b>Vote 9 - ROADS AND TRANSPORT</b>       |     | -                | -                   | -               | -              | -             | -             | -            | -              | -                  |
| 9.1 - Roads                               |     | -                | -                   | -               | -              | -             | -             | -            | -              | -                  |
| 9.2 - Public Busses                       |     | -                | -                   | -               | -              | -             | -             | -            | -              | -                  |
| 9.3 - Parking Garages                     |     | -                | -                   | -               | -              | -             | -             | -            | -              | -                  |
| 9.4 - Licensing and Testing               |     | -                | -                   | -               | -              | -             | -             | -            | -              | -                  |
| 9.5 - Others                              |     | -                | -                   | -               | -              | -             | -             | -            | -              | -                  |
| 9.6 -                                     |     | -                | -                   | -               | -              | -             | -             | -            | -              | -                  |
| 9.7 -                                     |     | -                | -                   | -               | -              | -             | -             | -            | -              | -                  |
| 9.8 -                                     |     | -                | -                   | -               | -              | -             | -             | -            | -              | -                  |
| 9.9 -                                     |     | -                | -                   | -               | -              | -             | -             | -            | -              | -                  |
| 9.10 -                                    |     | -                | -                   | -               | -              | -             | -             | -            | -              | -                  |
| <b>Vote 10 - WATER</b>                    |     | -                | -                   | -               | -              | -             | -             | -            | -              | -                  |
| 10.1 - Water Distribution                 |     | -                | -                   | -               | -              | -             | -             | -            | -              | -                  |
| 10.2 - Water Storage                      |     | -                | -                   | -               | -              | -             | -             | -            | -              | -                  |
| 10.3 -                                    |     | -                | -                   | -               | -              | -             | -             | -            | -              | -                  |
| 10.4 -                                    |     | -                | -                   | -               | -              | -             | -             | -            | -              | -                  |
| 10.5 -                                    |     | -                | -                   | -               | -              | -             | -             | -            | -              | -                  |
| 10.6 -                                    |     | -                | -                   | -               | -              | -             | -             | -            | -              | -                  |
| 10.7 -                                    |     | -                | -                   | -               | -              | -             | -             | -            | -              | -                  |
| 10.8 -                                    |     | -                | -                   | -               | -              | -             | -             | -            | -              | -                  |
| 10.9 -                                    |     | -                | -                   | -               | -              | -             | -             | -            | -              | -                  |
| 10.10 -                                   |     | -                | -                   | -               | -              | -             | -             | -            | -              | -                  |
| <b>Vote 11 - PUBLIC SAFETY</b>            |     | -                | -                   | -               | -              | -             | -             | -            | -              | -                  |
| 11.1 - Other                              |     | -                | -                   | -               | -              | -             | -             | -            | -              | -                  |
| 11.2 - Street Lighting                    |     | -                | -                   | -               | -              | -             | -             | -            | -              | -                  |
| 11.3 -                                    |     | -                | -                   | -               | -              | -             | -             | -            | -              | -                  |
| 11.4 -                                    |     | -                | -                   | -               | -              | -             | -             | -            | -              | -                  |
| 11.5 -                                    |     | -                | -                   | -               | -              | -             | -             | -            | -              | -                  |
| 11.6 -                                    |     | -                | -                   | -               | -              | -             | -             | -            | -              | -                  |
| 11.7 -                                    |     | -                | -                   | -               | -              | -             | -             | -            | -              | -                  |
| 11.8 -                                    |     | -                | -                   | -               | -              | -             | -             | -            | -              | -                  |
| 11.9 -                                    |     | -                | -                   | -               | -              | -             | -             | -            | -              | -                  |
| 11.10 -                                   |     | -                | -                   | -               | -              | -             | -             | -            | -              | -                  |
| <b>Vote 12 - ELECTRICITY DISTRIBUTION</b> |     | -                | -                   | -               | -              | -             | -             | -            | -              | -                  |
| 12.1 - Electricity Distribution           |     | -                | -                   | -               | -              | -             | -             | -            | -              | -                  |
| 12.2 -                                    |     | -                | -                   | -               | -              | -             | -             | -            | -              | -                  |
| 12.3 -                                    |     | -                | -                   | -               | -              | -             | -             | -            | -              | -                  |
| 12.4 -                                    |     | -                | -                   | -               | -              | -             | -             | -            | -              | -                  |
| 12.5 -                                    |     | -                | -                   | -               | -              | -             | -             | -            | -              | -                  |
| 12.6 -                                    |     | -                | -                   | -               | -              | -             | -             | -            | -              | -                  |
| 12.7 -                                    |     | -                | -                   | -               | -              | -             | -             | -            | -              | -                  |
| 12.8 -                                    |     | -                | -                   | -               | -              | -             | -             | -            | -              | -                  |
| 12.9 -                                    |     | -                | -                   | -               | -              | -             | -             | -            | -              | -                  |
| 12.10 -                                   |     | -                | -                   | -               | -              | -             | -             | -            | -              | -                  |
| <b>Vote 13 -</b>                          |     | -                | -                   | -               | -              | -             | -             | -            | -              | -                  |
| 13.1 -                                    |     | -                | -                   | -               | -              | -             | -             | -            | -              | -                  |
| 13.2 -                                    |     | -                | -                   | -               | -              | -             | -             | -            | -              | -                  |
| 13.3 -                                    |     | -                | -                   | -               | -              | -             | -             | -            | -              | -                  |
| 13.4 -                                    |     | -                | -                   | -               | -              | -             | -             | -            | -              | -                  |
| 13.5 -                                    |     | -                | -                   | -               | -              | -             | -             | -            | -              | -                  |
| 13.6 -                                    |     | -                | -                   | -               | -              | -             | -             | -            | -              | -                  |
| 13.7 -                                    |     | -                | -                   | -               | -              | -             | -             | -            | -              | -                  |
| 13.8 -                                    |     | -                | -                   | -               | -              | -             | -             | -            | -              | -                  |
| 13.9 -                                    |     | -                | -                   | -               | -              | -             | -             | -            | -              | -                  |
| 13.10 -                                   |     | -                | -                   | -               | -              | -             | -             | -            | -              | -                  |
| <b>Vote 14 -</b>                          |     | -                | -                   | -               | -              | -             | -             | -            | -              | -                  |
| 14.1 -                                    |     | -                | -                   | -               | -              | -             | -             | -            | -              | -                  |
| 14.2 -                                    |     | -                | -                   | -               | -              | -             | -             | -            | -              | -                  |
| 14.3 -                                    |     | -                | -                   | -               | -              | -             | -             | -            | -              | -                  |
| 14.4 -                                    |     | -                | -                   | -               | -              | -             | -             | -            | -              | -                  |
| 14.5 -                                    |     | -                | -                   | -               | -              | -             | -             | -            | -              | -                  |
| 14.6 -                                    |     | -                | -                   | -               | -              | -             | -             | -            | -              | -                  |
| 14.7 -                                    |     | -                | -                   | -               | -              | -             | -             | -            | -              | -                  |
| 14.8 -                                    |     | -                | -                   | -               | -              | -             | -             | -            | -              | -                  |
| 14.9 -                                    |     | -                | -                   | -               | -              | -             | -             | -            | -              | -                  |
| 14.10 -                                   |     | -                | -                   | -               | -              | -             | -             | -            | -              | -                  |

Choose name from list - Table C5 Monthly Budget Statement - Capital Expenditure (municipal vote, functional classification and funding) - A - M09 - March

| Vote Description  | Ref | 2024/25          | Budget Year 2025/26 |                 |                |               |               |              |                |                    |
|---|-----|------------------|---------------------|-----------------|----------------|---------------|---------------|--------------|----------------|--------------------|
|   |     | Adjusted Outcome | Original Budget     | Adjusted Budget | Monthly actual | YearTD actual | YearTD budget | YTD variance | YTD variance % | Full Year Forecast |
| <b>Vote 15 -</b>  |     | -                | -                   | -               | -              | -             | -             | -            | -              | -                  |
| 15.1 -  |     | -                | -                   | -               | -              | -             | -             | -            | -              | -                  |
| 15.2 -  |     | -                | -                   | -               | -              | -             | -             | -            | -              | -                  |
| 15.3 -  |     | -                | -                   | -               | -              | -             | -             | -            | -              | -                  |
| 15.4 -  |     | -                | -                   | -               | -              | -             | -             | -            | -              | -                  |
| 15.5 -  |     | -                | -                   | -               | -              | -             | -             | -            | -              | -                  |
| 15.6 -  |     | -                | -                   | -               | -              | -             | -             | -            | -              | -                  |
| 15.7 -  |     | -                | -                   | -               | -              | -             | -             | -            | -              | -                  |
| 15.8 -  |     | -                | -                   | -               | -              | -             | -             | -            | -              | -                  |
| 15.9 -  |     | -                | -                   | -               | -              | -             | -             | -            | -              | -                  |
| 15.10 -   |     | -                | -                   | -               | -              | -             | -             | -            | -              | -                  |
| <b>Total multi-year capital expenditure</b>             |     | -                | -                   | -               | -              | -             | -             | -            | -              | -                  |
| <b>Capital expenditure - Municipal Vote</b>             |     |                  |                     |                 |                |               |               |              |                |                    |
| <b>Expenditure of single-year capital appropriation</b> | 1   |                  |                     |                 |                |               |               |              |                |                    |
| <b>Vote 1 - EXECUTIVE AND COUNCIL</b>                   |     | -                | -                   | -               | -              | -             | -             | -            | -              | -                  |
| 1.1 - Mayor and Council                                 |     | -                | -                   | -               | -              | -             | -             | -            | -              | -                  |
| 1.2 - Municipal Manager                                 |     | -                | -                   | -               | -              | -             | -             | -            | -              | -                  |
| 1.3 -   |     | -                | -                   | -               | -              | -             | -             | -            | -              | -                  |
| 1.4 -   |     | -                | -                   | -               | -              | -             | -             | -            | -              | -                  |
| 1.5 -   |     | -                | -                   | -               | -              | -             | -             | -            | -              | -                  |
| 1.6 -   |     | -                | -                   | -               | -              | -             | -             | -            | -              | -                  |
| 1.7 -   |     | -                | -                   | -               | -              | -             | -             | -            | -              | -                  |
| 1.8 -   |     | -                | -                   | -               | -              | -             | -             | -            | -              | -                  |
| 1.9 -   |     | -                | -                   | -               | -              | -             | -             | -            | -              | -                  |
| 1.10 -  |     | -                | -                   | -               | -              | -             | -             | -            | -              | -                  |
| <b>Vote 2 - BUDGET AND TREASURY</b>                     |     | 56 453           | 7 100               | 5 410           | (1 978)        | 1 925         | 4 886         | (2 960)      | -61%           | 5 410              |
| 2.1 - Cost to chief financial officer                   |     | -                | -                   | -               | -              | -             | -             | -            | -              | -                  |
| 2.2 - Professional fees                                 |     | -                | -                   | -               | -              | -             | -             | -            | -              | -                  |
| 2.3 - Finance and Admin                                 |     | 56 453           | 7 100               | 5 410           | (1 978)        | 1 925         | 4 886         | (2 960)      | -61%           | 5 410              |
| 2.4 -   |     | -                | -                   | -               | -              | -             | -             | -            | -              | -                  |
| 2.5 -   |     | -                | -                   | -               | -              | -             | -             | -            | -              | -                  |
| 2.6 -   |     | -                | -                   | -               | -              | -             | -             | -            | -              | -                  |
| 2.7 -   |     | -                | -                   | -               | -              | -             | -             | -            | -              | -                  |
| 2.8 -   |     | -                | -                   | -               | -              | -             | -             | -            | -              | -                  |
| 2.9 -   |     | -                | -                   | -               | -              | -             | -             | -            | -              | -                  |
| 2.10 -  |     | -                | -                   | -               | -              | -             | -             | -            | -              | -                  |
| <b>Vote 3 - CORPORATE SERVICES</b>                      |     | -                | -                   | -               | -              | -             | -             | -            | -              | -                  |
| 3.1 - Human resources                                   |     | -                | -                   | -               | -              | -             | -             | -            | -              | -                  |
| 3.2 - Information Technology                            |     | -                | -                   | -               | -              | -             | -             | -            | -              | -                  |
| 3.3 - Property Services                                 |     | -                | -                   | -               | -              | -             | -             | -            | -              | -                  |
| 3.4 - Other Admin                                       |     | -                | -                   | -               | -              | -             | -             | -            | -              | -                  |
| 3.5 -   |     | -                | -                   | -               | -              | -             | -             | -            | -              | -                  |
| 3.6 -   |     | -                | -                   | -               | -              | -             | -             | -            | -              | -                  |
| 3.7 -   |     | -                | -                   | -               | -              | -             | -             | -            | -              | -                  |
| 3.8 -   |     | -                | -                   | -               | -              | -             | -             | -            | -              | -                  |
| 3.9 -   |     | -                | -                   | -               | -              | -             | -             | -            | -              | -                  |
| 3.10 -  |     | -                | -                   | -               | -              | -             | -             | -            | -              | -                  |
| <b>Vote 4 - PLANNING AND DEVELOPMENT</b>                |     | -                | -                   | -               | -              | -             | -             | -            | -              | -                  |
| 4.1 - Economic  |     | -                | -                   | -               | -              | -             | -             | -            | -              | -                  |
| 4.2 - Development Planning                              |     | -                | -                   | -               | -              | -             | -             | -            | -              | -                  |
| 4.3 - Town Planning / Building Enforcement              |     | -                | -                   | -               | -              | -             | -             | -            | -              | -                  |
| 4.4 - Licensing and Regualtions                         |     | -                | -                   | -               | -              | -             | -             | -            | -              | -                  |
| 4.5 -   |     | -                | -                   | -               | -              | -             | -             | -            | -              | -                  |
| 4.6 -   |     | -                | -                   | -               | -              | -             | -             | -            | -              | -                  |
| 4.7 -   |     | -                | -                   | -               | -              | -             | -             | -            | -              | -                  |
| 4.8 -   |     | -                | -                   | -               | -              | -             | -             | -            | -              | -                  |
| 4.9 -   |     | -                | -                   | -               | -              | -             | -             | -            | -              | -                  |
| 4.10 -  |     | -                | -                   | -               | -              | -             | -             | -            | -              | -                  |
| <b>Vote 5 - COMMUNITY AND SOCIAL SERVICES</b>           |     | 34 847           | 34 149              | 34 988          | 7 933          | 29 671        | 26 732        | 2 939        | 11%            | 34 988             |
| 5.1 - Libraries and Archives                            |     | -                | -                   | -               | -              | -             | -             | -            | -              | -                  |
| 5.2 - Museum and Art Galleries                          |     | -                | -                   | -               | -              | -             | -             | -            | -              | -                  |
| 5.3 - Community Halls and Facilities                    |     | 34 847           | 34 149              | 34 988          | 7 933          | 29 671        | 26 732        | 2 939        | 11%            | 34 988             |
| 5.4 - Cemeties  |     | -                | -                   | -               | -              | -             | -             | -            | -              | -                  |
| 5.5 - Child Care  |     | -                | -                   | -               | -              | -             | -             | -            | -              | -                  |
| 5.6 - Aged Care   |     | -                | -                   | -               | -              | -             | -             | -            | -              | -                  |
| 5.7 - Other Community                                   |     | -                | -                   | -               | -              | -             | -             | -            | -              | -                  |
| 5.8 - Other Social                                      |     | -                | -                   | -               | -              | -             | -             | -            | -              | -                  |
| 5.9 -   |     | -                | -                   | -               | -              | -             | -             | -            | -              | -                  |
| 5.10 -  |     | -                | -                   | -               | -              | -             | -             | -            | -              | -                  |
| <b>Vote 6 - SPORT AND RECREATION</b>                    |     | -                | -                   | -               | -              | -             | -             | -            | -              | -                  |
| 6.1 - Sport Grounds                                     |     | -                | -                   | -               | -              | -             | -             | -            | -              | -                  |
| 6.2 -   |     | -                | -                   | -               | -              | -             | -             | -            | -              | -                  |
| 6.3 -   |     | -                | -                   | -               | -              | -             | -             | -            | -              | -                  |
| 6.4 -   |     | -                | -                   | -               | -              | -             | -             | -            | -              | -                  |
| 6.5 -   |     | -                | -                   | -               | -              | -             | -             | -            | -              | -                  |
| 6.6 -   |     | -                | -                   | -               | -              | -             | -             | -            | -              | -                  |
| 6.7 -   |     | -                | -                   | -               | -              | -             | -             | -            | -              | -                  |
| 6.8 -   |     | -                | -                   | -               | -              | -             | -             | -            | -              | -                  |

Choose name from list - Table C5 Monthly Budget Statement - Capital Expenditure (municipal vote, functional classification and funding) - A - M09 - March

| Vote Description                          | Ref | 2024/25          | Budget Year 2025/26 |                 |                |               |               |              |                |                    |
|---|-----|------------------|---------------------|-----------------|----------------|---------------|---------------|--------------|----------------|--------------------|
|   |     | Adjusted Outcome | Original Budget     | Adjusted Budget | Monthly actual | YearTD actual | YearTD budget | YTD variance | YTD variance % | Full Year Forecast |
| 6.9 -                                     |     | -                | -                   | -               | -              | -             | -             | -            | -              | -                  |
| 6.10 -                                    |     | -                | -                   | -               | -              | -             | -             | -            | -              | -                  |
| <b>Vote 7 - WASTE MANAGEMENT</b>          |     | -                | -                   | -               | -              | -             | -             | -            | -              | -                  |
| 7.1 - Solid Waste                         |     | -                | -                   | -               | -              | -             | -             | -            | -              | -                  |
| 7.2 -                                     |     | -                | -                   | -               | -              | -             | -             | -            | -              | -                  |
| 7.3 -                                     |     | -                | -                   | -               | -              | -             | -             | -            | -              | -                  |
| 7.4 -                                     |     | -                | -                   | -               | -              | -             | -             | -            | -              | -                  |
| 7.5 -                                     |     | -                | -                   | -               | -              | -             | -             | -            | -              | -                  |
| 7.6 -                                     |     | -                | -                   | -               | -              | -             | -             | -            | -              | -                  |
| 7.7 -                                     |     | -                | -                   | -               | -              | -             | -             | -            | -              | -                  |
| 7.8 -                                     |     | -                | -                   | -               | -              | -             | -             | -            | -              | -                  |
| 7.9 -                                     |     | -                | -                   | -               | -              | -             | -             | -            | -              | -                  |
| 7.10 -                                    |     | -                | -                   | -               | -              | -             | -             | -            | -              | -                  |
| <b>Vote 8 - WASTE WATER MANAGEMENT</b>    |     | -                | -                   | -               | -              | -             | -             | -            | -              | -                  |
| 8.1 - Sewerage                            |     | -                | -                   | -               | -              | -             | -             | -            | -              | -                  |
| 8.2 - Storm Water Management              |     | -                | -                   | -               | -              | -             | -             | -            | -              | -                  |
| 8.3 - Public Toilets                      |     | -                | -                   | -               | -              | -             | -             | -            | -              | -                  |
| 8.4 -                                     |     | -                | -                   | -               | -              | -             | -             | -            | -              | -                  |
| 8.5 -                                     |     | -                | -                   | -               | -              | -             | -             | -            | -              | -                  |
| 8.6 -                                     |     | -                | -                   | -               | -              | -             | -             | -            | -              | -                  |
| 8.7 -                                     |     | -                | -                   | -               | -              | -             | -             | -            | -              | -                  |
| 8.8 -                                     |     | -                | -                   | -               | -              | -             | -             | -            | -              | -                  |
| 8.9 -                                     |     | -                | -                   | -               | -              | -             | -             | -            | -              | -                  |
| 8.10 -                                    |     | -                | -                   | -               | -              | -             | -             | -            | -              | -                  |
| <b>Vote 9 - ROADS AND TRANSPORT</b>       |     | 147 982          | 152 757             | 137 744         | (49 185)       | 84 195        | 68 481        | 15 714       | 23%            | 137 744            |
| 9.1 - Roads                               |     | 147 982          | 152 757             | 137 744         | (49 185)       | 84 195        | 68 481        | 15 714       | 23%            | 137 744            |
| 9.2 - Public Busses                       |     | -                | -                   | -               | -              | -             | -             | -            | -              | -                  |
| 9.3 - Parking Garages                     |     | -                | -                   | -               | -              | -             | -             | -            | -              | -                  |
| 9.4 - Licensing and Testing               |     | -                | -                   | -               | -              | -             | -             | -            | -              | -                  |
| 9.5 - Others                              |     | -                | -                   | -               | -              | -             | -             | -            | -              | -                  |
| 9.6 -                                     |     | -                | -                   | -               | -              | -             | -             | -            | -              | -                  |
| 9.7 -                                     |     | -                | -                   | -               | -              | -             | -             | -            | -              | -                  |
| 9.8 -                                     |     | -                | -                   | -               | -              | -             | -             | -            | -              | -                  |
| 9.9 -                                     |     | -                | -                   | -               | -              | -             | -             | -            | -              | -                  |
| 9.10 -                                    |     | -                | -                   | -               | -              | -             | -             | -            | -              | -                  |
| <b>Vote 10 - WATER</b>                    |     | -                | -                   | -               | -              | -             | -             | -            | -              | -                  |
| 10.1 - Water Distribution                 |     | -                | -                   | -               | -              | -             | -             | -            | -              | -                  |
| 10.2 - Water Storage                      |     | -                | -                   | -               | -              | -             | -             | -            | -              | -                  |
| 10.3 -                                    |     | -                | -                   | -               | -              | -             | -             | -            | -              | -                  |
| 10.4 -                                    |     | -                | -                   | -               | -              | -             | -             | -            | -              | -                  |
| 10.5 -                                    |     | -                | -                   | -               | -              | -             | -             | -            | -              | -                  |
| 10.6 -                                    |     | -                | -                   | -               | -              | -             | -             | -            | -              | -                  |
| 10.7 -                                    |     | -                | -                   | -               | -              | -             | -             | -            | -              | -                  |
| 10.8 -                                    |     | -                | -                   | -               | -              | -             | -             | -            | -              | -                  |
| 10.9 -                                    |     | -                | -                   | -               | -              | -             | -             | -            | -              | -                  |
| 10.10 -                                   |     | -                | -                   | -               | -              | -             | -             | -            | -              | -                  |
| <b>Vote 11 - PUBLIC SAFETY</b>            |     | -                | -                   | -               | -              | -             | -             | -            | -              | -                  |
| 11.1 - Other                              |     | -                | -                   | -               | -              | -             | -             | -            | -              | -                  |
| 11.2 - Street Lighting                    |     | -                | -                   | -               | -              | -             | -             | -            | -              | -                  |
| 11.3 -                                    |     | -                | -                   | -               | -              | -             | -             | -            | -              | -                  |
| 11.4 -                                    |     | -                | -                   | -               | -              | -             | -             | -            | -              | -                  |
| 11.5 -                                    |     | -                | -                   | -               | -              | -             | -             | -            | -              | -                  |
| 11.6 -                                    |     | -                | -                   | -               | -              | -             | -             | -            | -              | -                  |
| 11.7 -                                    |     | -                | -                   | -               | -              | -             | -             | -            | -              | -                  |
| 11.8 -                                    |     | -                | -                   | -               | -              | -             | -             | -            | -              | -                  |
| 11.9 -                                    |     | -                | -                   | -               | -              | -             | -             | -            | -              | -                  |
| 11.10 -                                   |     | -                | -                   | -               | -              | -             | -             | -            | -              | -                  |
| <b>Vote 12 - ELECTRICITY DISTRIBUTION</b> |     | -                | -                   | -               | -              | -             | -             | -            | -              | -                  |
| 12.1 - Electricity Distribution           |     | -                | -                   | -               | -              | -             | -             | -            | -              | -                  |
| 12.2 -                                    |     | -                | -                   | -               | -              | -             | -             | -            | -              | -                  |
| 12.3 -                                    |     | -                | -                   | -               | -              | -             | -             | -            | -              | -                  |
| 12.4 -                                    |     | -                | -                   | -               | -              | -             | -             | -            | -              | -                  |
| 12.5 -                                    |     | -                | -                   | -               | -              | -             | -             | -            | -              | -                  |
| 12.6 -                                    |     | -                | -                   | -               | -              | -             | -             | -            | -              | -                  |
| 12.7 -                                    |     | -                | -                   | -               | -              | -             | -             | -            | -              | -                  |
| 12.8 -                                    |     | -                | -                   | -               | -              | -             | -             | -            | -              | -                  |
| 12.9 -                                    |     | -                | -                   | -               | -              | -             | -             | -            | -              | -                  |
| 12.10 -                                   |     | -                | -                   | -               | -              | -             | -             | -            | -              | -                  |
| <b>Vote 13 -</b>                          |     | -                | -                   | -               | -              | -             | -             | -            | -              | -                  |
| 13.1 -                                    |     | -                | -                   | -               | -              | -             | -             | -            | -              | -                  |
| 13.2 -                                    |     | -                | -                   | -               | -              | -             | -             | -            | -              | -                  |
| 13.3 -                                    |     | -                | -                   | -               | -              | -             | -             | -            | -              | -                  |
| 13.4 -                                    |     | -                | -                   | -               | -              | -             | -             | -            | -              | -                  |
| 13.5 -                                    |     | -                | -                   | -               | -              | -             | -             | -            | -              | -                  |
| 13.6 -                                    |     | -                | -                   | -               | -              | -             | -             | -            | -              | -                  |
| 13.7 -                                    |     | -                | -                   | -               | -              | -             | -             | -            | -              | -                  |
| 13.8 -                                    |     | -                | -                   | -               | -              | -             | -             | -            | -              | -                  |
| 13.9 -                                    |     | -                | -                   | -               | -              | -             | -             | -            | -              | -                  |

Choose name from list - Table C5 Monthly Budget Statement - Capital Expenditure (municipal vote, functional classification and funding) - A - M09 - March

| Vote Description                             | Ref | 2024/25          | Budget Year 2025/26 |                 |                 |                |                |               |                |                    |
|--|-----|------------------|---------------------|-----------------|-----------------|----------------|----------------|---------------|----------------|--------------------|
|  |     | Adjusted Outcome | Original Budget     | Adjusted Budget | Monthly actual  | YearTD actual  | YearTD budget  | YTD variance  | YTD variance % | Full Year Forecast |
| 13.10 -                                      |     | -                | -                   | -               | -               | -              | -              | -             | -              | -                  |
| <b>Vote 14 -</b>                             |     | -                | -                   | -               | -               | -              | -              | -             | -              | -                  |
| 14.1 -                                       |     | -                | -                   | -               | -               | -              | -              | -             | -              | -                  |
| 14.2 -                                       |     | -                | -                   | -               | -               | -              | -              | -             | -              | -                  |
| 14.3 -                                       |     | -                | -                   | -               | -               | -              | -              | -             | -              | -                  |
| 14.4 -                                       |     | -                | -                   | -               | -               | -              | -              | -             | -              | -                  |
| 14.5 -                                       |     | -                | -                   | -               | -               | -              | -              | -             | -              | -                  |
| 14.6 -                                       |     | -                | -                   | -               | -               | -              | -              | -             | -              | -                  |
| 14.7 -                                       |     | -                | -                   | -               | -               | -              | -              | -             | -              | -                  |
| 14.8 -                                       |     | -                | -                   | -               | -               | -              | -              | -             | -              | -                  |
| 14.9 -                                       |     | -                | -                   | -               | -               | -              | -              | -             | -              | -                  |
| 14.10 -                                      |     | -                | -                   | -               | -               | -              | -              | -             | -              | -                  |
| <b>Vote 15 -</b>                             |     | -                | -                   | -               | -               | -              | -              | -             | -              | -                  |
| 15.1 -                                       |     | -                | -                   | -               | -               | -              | -              | -             | -              | -                  |
| 15.2 -                                       |     | -                | -                   | -               | -               | -              | -              | -             | -              | -                  |
| 15.3 -                                       |     | -                | -                   | -               | -               | -              | -              | -             | -              | -                  |
| 15.4 -                                       |     | -                | -                   | -               | -               | -              | -              | -             | -              | -                  |
| 15.5 -                                       |     | -                | -                   | -               | -               | -              | -              | -             | -              | -                  |
| 15.6 -                                       |     | -                | -                   | -               | -               | -              | -              | -             | -              | -                  |
| 15.7 -                                       |     | -                | -                   | -               | -               | -              | -              | -             | -              | -                  |
| 15.8 -                                       |     | -                | -                   | -               | -               | -              | -              | -             | -              | -                  |
| 15.9 -                                       |     | -                | -                   | -               | -               | -              | -              | -             | -              | -                  |
| 15.10 -                                      |     | -                | -                   | -               | -               | -              | -              | -             | -              | -                  |
| <b>Total single-year capital expenditure</b> |     | <b>239 283</b>   | <b>194 006</b>      | <b>178 142</b>  | <b>(43 229)</b> | <b>115 791</b> | <b>100 098</b> | <b>15 693</b> | <b>16%</b>     | <b>178 142</b>     |
| <b>Total Capital Expenditure</b>             |     | <b>239 283</b>   | <b>194 006</b>      | <b>178 142</b>  | <b>(43 229)</b> | <b>115 791</b> | <b>100 098</b> | <b>15 693</b> | <b>16%</b>     | <b>178 142</b>     |

Choose name from list - Table C6 Monthly Budget Statement - Financial Position - M09 - March

| Description   | Ref | 2024/25          | Budget Year 2025/26 |                  |                  |                    |
|---|-----|------------------|---------------------|------------------|------------------|--------------------|
|   |     | Audited Outcome  | Original Budget     | Adjusted Budget  | YearTD actual    | Full Year Forecast |
| <b>R thousands</b>                                      | 1   |                  |                     |                  |                  |                    |
| <b>ASSETS</b>   |     |                  |                     |                  |                  |                    |
| <b>Current assets</b>                                   |     |                  |                     |                  |                  |                    |
| Cash and cash equivalents                               |     | 169 003          | 78 034              | 104 835          | 174 532          | 104 835            |
| Trade and other receivables from exchange transactions  |     | 44 308           | 24 257              | 18 798           | 11 808           | 18 798             |
| Receivables from non-exchange transactions              |     | 36 776           | 178 202             | 157 006          | 69 186           | 157 006            |
| Current portion of non-current receivables              |     | -                | -                   | -                | -                | -                  |
| Inventory   |     | 154              | 11 469              | 11 749           | 139              | 11 749             |
| VAT   |     | 281 785          | 240 049             | 240 049          | 320 282          | 240 049            |
| Other current assets                                    |     | 1 398            | 2 089               | 2 089            | 1 399            | 2 089              |
| <b>Total current assets</b>                             |     | <b>533 423</b>   | <b>534 099</b>      | <b>534 526</b>   | <b>577 346</b>   | <b>534 526</b>     |
| <b>Non current assets</b>                               |     |                  |                     |                  |                  |                    |
| Investments   |     | -                | -                   | -                | -                | -                  |
| Investment property                                     |     | 8 574            | 11 181              | 11 181           | 8 574            | 11 181             |
| Property, plant and equipment                           |     | 945 850          | 1 431 124           | 1 420 260        | 1 046 552        | 1 420 260          |
| Biological assets                                       |     | -                | -                   | -                | -                | -                  |
| Living and non-living resources                         |     | -                | -                   | -                | -                | -                  |
| Heritage assets   |     | 373              | 373                 | 373              | 373              | 373                |
| Intangible assets                                       |     | 872              | 4 467               | 1 967            | 589              | 1 967              |
| Trade and other receivables from exchange transactions  |     | -                | -                   | -                | -                | -                  |
| Non-current receivables from non-exchange transactions  |     | -                | -                   | -                | -                | -                  |
| Other non-current assets                                |     | -                | -                   | -                | -                | -                  |
| <b>Total non current assets</b>                         |     | <b>955 668</b>   | <b>1 447 144</b>    | <b>1 433 780</b> | <b>1 056 088</b> | <b>1 433 780</b>   |
| <b>TOTAL ASSETS</b>                                     |     | <b>1 489 091</b> | <b>1 981 243</b>    | <b>1 968 305</b> | <b>1 633 434</b> | <b>1 968 305</b>   |
| <b>LIABILITIES</b>                                      |     |                  |                     |                  |                  |                    |
| <b>Current liabilities</b>                              |     |                  |                     |                  |                  |                    |
| Bank overdraft  |     | -                | -                   | -                | -                | -                  |
| Financial liabilities                                   |     | 9 236            | 3 208               | 5 208            | 9 236            | 5 208              |
| Consumer deposits                                       |     | 2 599            | 2 599               | 2 599            | 2 599            | 2 599              |
| Trade and other payables from exchange transactions     |     | 93 964           | 81 744              | 103 543          | 84 606           | 103 543            |
| Trade and other payables from non-exchange transactions |     | 15 296           | -                   | (0)              | 47 810           | (0)                |
| Provision   |     | 25 663           | 22 968              | 22 968           | 25 663           | 22 968             |
| VAT   |     | 263 092          | 261 910             | 261 910          | 296 442          | 261 910            |
| Other current liabilities                               |     | -                | -                   | -                | -                | -                  |
| <b>Total current liabilities</b>                        |     | <b>409 850</b>   | <b>372 428</b>      | <b>396 228</b>   | <b>466 356</b>   | <b>396 228</b>     |
| <b>Non current liabilities</b>                          |     |                  |                     |                  |                  |                    |
| Financial liabilities                                   |     | (2 711)          | (1 768)             | (1 768)          | (3 759)          | (1 768)            |
| Provision   |     | 6 998            | 6 524               | 6 524            | 6 998            | 6 524              |
| Long term portion of trade payables                     |     | -                | -                   | -                | -                | -                  |
| Other non-current liabilities                           |     | 3 450            | 1 757               | 1 757            | 3 450            | 1 757              |
| <b>Total non current liabilities</b>                    |     | <b>7 736</b>     | <b>6 513</b>        | <b>6 513</b>     | <b>6 688</b>     | <b>6 513</b>       |
| <b>TOTAL LIABILITIES</b>                                |     | <b>417 587</b>   | <b>378 941</b>      | <b>402 741</b>   | <b>473 045</b>   | <b>402 741</b>     |
| <b>NET ASSETS</b>                                       | 2   | <b>1 071 504</b> | <b>1 602 302</b>    | <b>1 565 565</b> | <b>1 160 390</b> | <b>1 565 565</b>   |
| <b>COMMUNITY WEALTH/EQUITY</b>                          |     |                  |                     |                  |                  |                    |
| Accumulated surplus/(deficit)                           |     | 1 071 504        | 1 602 272           | 1 565 350        | 1 160 390        | 1 565 350          |
| Reserves and funds                                      |     | -                | 30                  | 215              | -                | 215                |
| Other   |     | -                | -                   | -                | -                | -                  |
| <b>TOTAL COMMUNITY WEALTH/EQUITY</b>                    | 2   | <b>1 071 504</b> | <b>1 602 302</b>    | <b>1 565 565</b> | <b>1 160 390</b> | <b>1 565 565</b>   |

Choose name from list - Table C7 Monthly Budget Statement - Cash Flow - M09 - March

| Description                                      | Ref | Budget Year 2025/26           |                    |                    |                   |               |                  |              |                      |                       |
|--|-----|-------------------------------|--------------------|--------------------|-------------------|---------------|------------------|--------------|----------------------|-----------------------|
|  |     | 2024/25<br>Audited<br>Outcome | Original<br>Budget | Adjusted<br>Budget | Monthly<br>actual | YearTD actual | YearTD<br>budget | YTD variance | YTD<br>variance<br>% | Full Year<br>Forecast |
| <b>R thousands</b>                               | 1   |                               |                    |                    |                   |               |                  |              |                      |                       |
| <b>CASH FLOW FROM OPERATING ACTIVITIES</b>       |     |                               |                    |                    |                   |               |                  |              |                      |                       |
| <b>Receipts</b>                                  |     |                               |                    |                    |                   |               |                  |              |                      |                       |
| Property rates                                   |     | -                             | 164 103            | 167 674            | 14 742            | 136 475       | 124 666          | 11 809       | 9%                   | 167 674               |
| Service charges                                  |     | -                             | 4 635              | 4 635              | 581               | 5 369         | 2 923            | 2 445        | 84%                  | 4 635                 |
| Other revenue                                    |     | -                             | 14 417             | 12 746             | 2 954             | 81 077        | 10 967           | 70 110       | 639%                 | 12 746                |
| Transfers and Subsidies - Operational            |     | -                             | 180 483            | 208 202            | 43 400            | 177 030       | 136 081          | 40 949       | 30%                  | 208 202               |
| Transfers and Subsidies - Capital                |     | -                             | 32 439             | 87 017             | 33 128            | 98 810        | 48 907           | 49 903       | 102%                 | 87 017                |
| Interest   |     | -                             | 12 854             | 9 600              | 2                 | 10            | 8 847            | (8 837)      | -100%                | 9 600                 |
| Dividends  |     | -                             | -                  | -                  | -                 | -             | -                | -            |                      | -                     |
| <b>Payments</b>                                  |     |                               |                    |                    |                   |               |                  |              |                      |                       |
| Suppliers and employees                          |     | -                             | (301 202)          | (371 208)          | (28 935)          | (245 486)     | (243 331)        | (2 154)      | 1%                   | (371 208)             |
| Interest   |     | -                             | -                  | -                  | -                 | -             | -                | -            |                      | -                     |
| Transfers and Subsidies                          |     | -                             | -                  | -                  | -                 | -             | -                | -            |                      | -                     |
| <b>NET CASH FROM/(USED) OPERATING ACTIVITIES</b> |     | -                             | 107 728            | 118 665            | 65 873            | 253 285       | 89 060           | (164 225)    | -184%                | 118 665               |
| <b>CASH FLOWS FROM INVESTING ACTIVITIES</b>      |     |                               |                    |                    |                   |               |                  |              |                      |                       |
| <b>Receipts</b>                                  |     |                               |                    |                    |                   |               |                  |              |                      |                       |
| Proceeds on disposal of PPE                      |     | -                             | (500)              | (500)              | -                 | -             | (375)            | 375          | -100%                | (500)                 |
| Decrease (increase) in non-current receivables   |     | -                             | -                  | (500)              | -                 | -             | -                | -            |                      | (500)                 |
| Decrease (increase) in non-current investments   |     | -                             | -                  | -                  | -                 | -             | -                | -            |                      | -                     |
| <b>Payments</b>                                  |     |                               |                    |                    |                   |               |                  |              |                      |                       |
| Capital assets                                   |     | 211 856                       | (194 006)          | (178 142)          | (20 541)          | (199 285)     | (100 098)        | (99 187)     | 99%                  | (178 142)             |
| <b>NET CASH FROM/(USED) INVESTING ACTIVITIES</b> |     | 211 856                       | (194 506)          | (179 142)          | (20 541)          | (199 285)     | (100 473)        | 98 812       | -98%                 | (179 142)             |
| <b>CASH FLOWS FROM FINANCING ACTIVITIES</b>      |     |                               |                    |                    |                   |               |                  |              |                      |                       |
| <b>Receipts</b>                                  |     |                               |                    |                    |                   |               |                  |              |                      |                       |
| Short term loans                                 |     | -                             | -                  | -                  | -                 | -             | -                | -            |                      | -                     |
| Borrowing long term/refinancing                  |     | -                             | -                  | -                  | -                 | -             | -                | -            |                      | -                     |
| Increase (decrease) in consumer deposits         |     | -                             | -                  | -                  | -                 | -             | -                | -            |                      | -                     |
| <b>Payments</b>                                  |     |                               |                    |                    |                   |               |                  |              |                      |                       |
| Repayment of borrowing                           |     | -                             | -                  | -                  | -                 | -             | -                | -            |                      | -                     |
| <b>NET CASH FROM/(USED) FINANCING ACTIVITIES</b> |     | -                             | -                  | -                  | -                 | -             | -                | -            |                      | -                     |
| <b>NET INCREASE/ (DECREASE) IN CASH HELD</b>     |     | 211 856                       | (86 777)           | (60 477)           | 45 332            | 54 000        | (11 413)         |              |                      | (60 477)              |
| Cash/cash equivalents at beginning:              |     | 170 638                       | 164 812            | 164 812            |                   | 169 003       | 164 812          |              |                      | 169 003               |
| Cash/cash equivalents at month/year end:         |     | 382 495                       | 78 034             | 104 335            |                   | 223 002       | 153 398          |              |                      | 108 526               |

Choose name from list - Supporting Table SC1 Material variance explanations - M09 - March

| Ref | Description<br>R thousands     | Variance | Reasons for material deviations | Remedial or corrective steps/remarks |
|-----|--------------------------------|----------|---------------------------------|--------------------------------------|
| 1   | <u>Revenue</u>                 |          |                                 |                                      |
| 2   | <u>Expenditure By Type</u>     |          |                                 |                                      |
| 3   | <u>Capital Expenditure</u>     |          |                                 |                                      |
| 4   | <u>Financial Position</u>      |          |                                 |                                      |
| 5   | <u>Cash Flow</u>               |          |                                 |                                      |
| 6   | <u>Measureable performance</u> |          |                                 |                                      |
| 7   | <u>Municipal Entities</u>      |          |                                 |                                      |

Choose name from list - Supporting Table SC2 Monthly Budget Statement - performance indicators - M09 - March

| Description of financial indicator                   | Basis of calculation   | Ref | 2024/25        | Budget Year 2025/26 |                 |               |                    |
|--|--|-----|----------------|---------------------|-----------------|---------------|--------------------|
|  |  |     | Actual Outcome | Original Budget     | Adjusted Budget | YearTD actual | Full Year Forecast |
| <b>Borrowing Management</b>                          |  |     |                |                     |                 |               |                    |
| Capital Charges to Operating Expenditure             | Interest & principal paid/Operating Expenditure  |     | 0.6%           | 10.1%               | 7.4%            | 0.1%          | 3.2%               |
| Borrowed funding of 'own' capital expenditure        | Borrowings/Capital expenditure excl. transfers and grants                                      |     | 0.0%           | 0.0%                | 0.0%            | 0.0%          | 0.0%               |
| <b>Safety of Capital</b>                             |  |     |                |                     |                 |               |                    |
| Debt to Equity                                       | Loans, Accounts Payable, Overdraft & Tax Provision/  |     | 11.1%          | 5.3%                | 6.9%            | 12.2%         | 6.9%               |
| Gearing  | Long Term Borrowing/ Funds & Reserves  |     | 0.0%           | 0.0%                | 0.0%            | 0.0%          | 0.0%               |
| <b>Liquidity</b>                                     |  |     |                |                     |                 |               |                    |
| Current Ratio  | Current assets/current liabilities   | 1   | 130.2%         | 143.4%              | 134.9%          | 123.8%        | 134.9%             |
| Liquidity Ratio                                      | Monetary Assets/Current Liabilities  |     | 41.2%          | 21.0%               | 26.5%           | 37.4%         | 26.5%              |
| <b>Revenue Management</b>                            |  |     |                |                     |                 |               |                    |
| Annual Debtors Collection Rate                       | Last 12 Mths Receipts/ Last 12 Mths Billing  |     |                |                     |                 |               |                    |
| Outstanding Debtors to Revenue                       | Total Outstanding Debtors to Annual Revenue  |     | 19.4%          | 0.0%                | 0.0%            | 0.0%          | 0.0%               |
| Longstanding Debtors Recovered                       | Debtors > 12 Mths Recovered/Total Debtors >  |     | 0.0%           | 0.0%                | 0.0%            | 0.0%          | 0.0%               |
| <b>Creditors Management</b>                          |  |     |                |                     |                 |               |                    |
| Creditors System Efficiency                          | % of Creditors Paid Within Terms (within MFMA s 65(e))   |     |                |                     |                 |               |                    |
| <b>Funding of Provisions</b>                         |  |     |                |                     |                 |               |                    |
| Percentage Of Provisions Not Funded                  | Unfunded Provisions/Total Provisions   |     |                |                     |                 |               |                    |
| <b>Other Indicators</b>                              |  |     |                |                     |                 |               |                    |
| Electricity Distribution Losses                      | % Volume (units purchased and generated less units sold)/units purchased and generated         | 2   |                |                     |                 |               |                    |
| Water Distribution Losses                            | % Volume (units purchased and own source less units sold)/Total units purchased and own source | 2   |                |                     |                 |               |                    |
| Employee costs                                       | Employee costs/Total Revenue - capital revenue   |     | 23.9%          | 26.9%               | 24.2%           | 22.3%         | 24.2%              |
| Repairs & Maintenance                                | R&M/Total Revenue - capital revenue  |     | 3.1%           | 3.3%                | 4.1%            | 3.8%          | 4.1%               |
| Interest & Depreciation                              | I&D/Total Revenue - capital revenue  |     | 8.4%           | 8.5%                | 7.6%            | 0.1%          | 3.3%               |
| <b>IDP regulation financial viability indicators</b> |  |     |                |                     |                 |               |                    |
| i. Debt coverage                                     | (Total Operating Revenue - Operating Grants)/Debt service payments due within financial year   |     |                |                     |                 |               |                    |
| ii. O/S Service Debtors to Revenue                   | Total outstanding service debtors/annual revenue   |     |                |                     |                 |               |                    |
| iii. Cost coverage                                   | (Available cash + Investments)/monthly fixed operational                                       |     |                |                     |                 |               |                    |

References

1. Consumer debtors > 12 months old are excluded from current assets.
2. Material variances to be explained.

| <b>Calculations</b>   |                          |  |           |           |           |           |
|---|--------------------------|--|-----------|-----------|-----------|-----------|
| Financial liabilities   |                          |  | (2 711)   | (1 768)   | (1 768)   | (3 759)   |
| Total Assets  |                          |  | 1 489 091 | 1 981 243 | 1 968 305 | 1 633 434 |
| Employee related costs  |                          |  | 101 171   | 124 320   | 117 637   | 84 323    |
| Repairs & Maintenance   |                          |  | 13 242    | 15 300    | 20 050    | 14 443    |
| Interest (finance charges)                                    |                          |  | 2 436     | 2 100     | 2 700     | 327       |
| Principal paid  |                          |  |           |           |           |           |
| Depreciation  |                          |  | 33 008    | 37 000    | 34 500    |           |
| Operating expenditure   |                          |  | 416 760   | 387 552   | 502 793   | 327 138   |
| Total Capital Expenditure                                     |                          |  | 239 283   | 194 006   | 178 142   | (43 229)  |
| Borrowed funding for capital                                  |                          |  |           |           |           |           |
| Debt  |                          |  | 119 234   | 84 940    | 108 740   | 141 342   |
| Equity  |                          |  | 1 071 504 | 1 602 302 | 1 565 565 | 1 160 390 |
| Reserves and funds  |                          |  |           |           |           |           |
| Borrowing   |                          |  | (2 711)   | (1 768)   | (1 768)   | (3 759)   |
| Current assets  |                          |  | 533 423   | 534 099   | 534 526   | 577 346   |
| Current liabilities   |                          |  | 409 850   | 372 428   | 396 228   | 466 356   |
| Monetary assets   |                          |  | 169 003   | 78 034    | 104 835   | 174 532   |
| Total Revenue (excluding capital transfers and contributions) |                          |  | 424 198   | 462 633   | 486 374   | 377 705   |
| Transfers and subsidies - Operational                         |                          |  | 187 658   |           |           |           |
| Transfers and subsidies - capital (monetary allocations)      |                          |  | 66 232    | 30 817    | 85 395    | 38 318    |
| Debt service payments   |                          |  |           | 12 854    | 9 600     |           |
| Outstanding debtors (receivables)                             |                          |  | 82 482    |           |           |           |
| Annual services revenue                                       |                          |  | 191 733   | 228 981   | 228 981   | 15 926    |
| Cash + investments  | Including LT investments |  | 169 003   | 78 034    | 104 835   | 174 532   |
| Fixed operational expend. (monthly)                           |                          |  |           |           |           |           |
| Longstanding debtors outstanding                              |                          |  |           |           |           |           |
| Longstanding debtors recovered                                |                          |  |           |           |           |           |
| Attorney collections  |                          |  |           |           |           |           |

Choose name from list - Supporting Table SC3 Monthly Budget Statement - aged debtors - M09 - March

| Description   | NT Code     | Budget Year 2025/26 |               |               |              |               |              |              |                |                |                    | Actual Bad Debts Written Off against Debtors | Impairment - Bad Debts i.t.o Council Policy |
|---|-------------|---------------------|---------------|---------------|--------------|---------------|--------------|--------------|----------------|----------------|--------------------|--|---|
|   |             | 0-30 Days           | 31-60 Days    | 61-90 Days    | 91-120 Days  | 121-150 Dys   | 151-180 Dys  | 181 Dys-1 Yr | Over 1Yr       | Total          | Total over 90 days |  |   |
| <b>R thousands</b>  |             |                     |               |               |              |               |              |              |                |                |                    |  |   |
| <b>Debtors Age Analysis By Income Source</b>                            |             |                     |               |               |              |               |              |              |                |                |                    |  |   |
| Trade and Other Receivables from Exchange Transactions - Water          | 1200        | 419                 | 140           | 73            | 40           | 451           | 49           | 52           | 2 985          | 4 208          | 3 577              | -  | -   |
| Trade and Other Receivables from Exchange Transactions - Electricity    | 1300        | -                   | -             | -             | -            | -             | -            | -            | -              | -              | -                  | -  | -   |
| Receivables from Non-exchange Transactions - Property Rates             | 1400        | 17 403              | 10 008        | 8 633         | 7 256        | 8 395         | 7 002        | 6 099        | 193 392        | 258 186        | 222 143            | -  | -   |
| Receivables from Exchange Transactions - Waste Water Management         | 1500        | 79                  | 34            | 28            | 25           | 24            | 22           | 21           | 659            | 892            | 751                | -  | -   |
| Receivables from Exchange Transactions - Waste Management               | 1600        | 566                 | 357           | 300           | 264          | 92            | 90           | 101          | 3 327          | 5 096          | 3 874              | -  | -   |
| Receivables from Exchange Transactions - Property Rental Debtors        | 1700        | -                   | -             | -             | -            | -             | -            | -            | -              | -              | -                  | -  | -   |
| Interest on Arrear Debtor Accounts                                      | 1810        | 2 149               | 2 107         | 2 059         | 1 997        | 1 937         | 1 922        | 1 922        | 60 941         | 75 034         | 68 719             | -  | -   |
| Recoverable unauthorised, irregular, fruitless and wasteful expenditure | 1820        | -                   | -             | -             | -            | -             | -            | -            | -              | -              | -                  | -  | -   |
| Other   | 1900        | 17                  | 4             | 1             | 1            | 1             | 2            | 2            | 1 614          | 1 641          | 1 619              | -  | -   |
| <b>Total By Income Source</b>   | <b>2000</b> | <b>20 633</b>       | <b>12 648</b> | <b>11 093</b> | <b>9 582</b> | <b>10 899</b> | <b>9 087</b> | <b>8 197</b> | <b>262 918</b> | <b>345 057</b> | <b>300 683</b>     | <b>-</b>                                     | <b>-</b>                                    |
| <b>2024/25 - totals only</b>  |             | <b>18 901</b>       | <b>11 657</b> | <b>9 723</b>  | <b>8 432</b> | <b>9 648</b>  | <b>7 711</b> | <b>7 665</b> | <b>226 405</b> | <b>300 142</b> | <b>259 861</b>     | <b>-</b>                                     | <b>-</b>                                    |
| <b>Debtors Age Analysis By Customer Group</b>                           |             |                     |               |               |              |               |              |              |                |                |                    |  |   |
| Organs of State   | 2200        | 2 254               | 2 213         | 2 047         | 1 757        | 1 640         | 1 515        | 1 424        | 34 530         | 47 379         | 40 866             | -  | -   |
| Commercial  | 2300        | 8 861               | 5 609         | 5 144         | 4 693        | 4 727         | 4 640        | 4 077        | 148 734        | 186 485        | 166 871            | -  | -   |
| Households  | 2400        | 9 518               | 4 827         | 3 902         | 3 132        | 4 532         | 2 932        | 2 697        | 79 654         | 111 193        | 92 946             | -  | -   |
| Other   | 2500        | -                   | -             | -             | -            | -             | -            | -            | -              | -              | -                  | -  | -   |
| <b>Total By Customer Group</b>  | <b>2600</b> | <b>20 633</b>       | <b>12 648</b> | <b>11 093</b> | <b>9 582</b> | <b>10 899</b> | <b>9 087</b> | <b>8 197</b> | <b>262 918</b> | <b>345 057</b> | <b>300 683</b>     | <b>-</b>                                     | <b>-</b>                                    |

Choose name from list - Supporting Table SC4 Monthly Budget Statement - aged creditors - M09 - March

| Description                                    | NT Code     | Budget Year 2025/26 |              |              |               |                |                |                   |             |       | Prior year totals for chart (same period) |    |
|--|-------------|---------------------|--------------|--------------|---------------|----------------|----------------|-------------------|-------------|-------|---|----|
|  |             | 0 - 30 Days         | 31 - 60 Days | 61 - 90 Days | 91 - 120 Days | 121 - 150 Days | 151 - 180 Days | 181 Days - 1 Year | Over 1 Year | Total |   |    |
| <b>R thousands</b>                             |             |                     |              |              |               |                |                |                   |             |       |   |    |
| <b>Creditors Age Analysis By Customer Type</b> |             |                     |              |              |               |                |                |                   |             |       |   |    |
| Bulk Electricity                               | 0100        | -                   | -            | -            | -             | -              | -              | -                 | -           | -     | -   | -  |
| Bulk Water                                     | 0200        | -                   | -            | -            | -             | -              | -              | -                 | -           | -     | -   | -  |
| PAYE deductions                                | 0300        | -                   | -            | -            | -             | -              | -              | -                 | -           | -     | -   | -  |
| VAT (output less input)                        | 0400        | -                   | -            | -            | -             | -              | -              | -                 | -           | -     | -   | 0  |
| Pensions / Retirement deductions               | 0500        | -                   | -            | -            | -             | -              | -              | -                 | -           | -     | -   | -  |
| Loan repayments                                | 0600        | -                   | -            | -            | -             | -              | -              | -                 | -           | -     | -   | -  |
| Trade Creditors                                | 0700        | -                   | -            | -            | -             | -              | -              | -                 | 0           | 0     | 0   | 24 |
| Auditor General                                | 0800        | -                   | -            | -            | -             | -              | -              | -                 | -           | -     | -   | -  |
| Other  | 0900        | -                   | -            | -            | -             | -              | -              | -                 | -           | -     | -   | -  |
| <b>Total By Customer Type</b>                  | <b>1000</b> | -                   | -            | -            | -             | -              | -              | -                 | 0           | 0     | 0   | 24 |



Choose name from list - Supporting Table SC6 Monthly Budget Statement - transfers and grant receipts - M09 - March

| Description   | Ref | 2024/25         | Budget Year 2025/26 |                 |                |               |               |              |                |                    |
|---|-----|-----------------|---------------------|-----------------|----------------|---------------|---------------|--------------|----------------|--------------------|
|   |     | Audited Outcome | Original Budget     | Adjusted Budget | Monthly actual | YearTD actual | YearTD budget | YTD variance | YTD variance % | Full Year Forecast |
| <b>R thousands</b>                                  |     |                 |                     |                 |                |               |               |              |                |                    |
| <b>RECEIPTS:</b>                                    | 1,2 |                 |                     |                 |                |               |               |              |                |                    |
| <b>Operating Transfers and Grants</b>               |     |                 |                     |                 |                |               |               |              |                |                    |
| <b>National Government:</b>                         |     | 243 193         | 182 383             | 210 102         | 47 528         | 209 451       | 137 506       | 71 945       | 52.3%          | 210 102            |
| Expanded Public Works Programme Integrated Grant    |     | 1 616           | 1 512               | 1 512           | -              | 1 512         | 1 134         | 378          | 33.3%          | 1 512              |
| Integrated National Electrification Programme Grant |     | -               | 5 371               | 6 090           | -              | -             | 4 747         | (4 747)      | -100.0%        | 6 090              |
| Local Government Financial Management Grant         | 3   | 1 800           | 1 900               | 1 900           | -              | 1 900         | 1 425         | 475          | 33.3%          | 1 900              |
| Municipal Infrastructure Grant                      |     | 65 913          | -                   | -               | 4 128          | 32 439        | -             | 32 439       | #DIV/0!        | -                  |
| Municipal Disaster Recovery Grant                   |     | -               | -                   | 27 000          | -              | -             | -             | -            | -              | 27 000             |
| Equitable Share                                     |     | 173 864         | 173 600             | 173 600         | 43 400         | 173 600       | 130 200       | 43 400       | 33.3%          | 173 600            |
| <b>Provincial Government:</b>                       |     | -               | -                   | -               | -              | -             | -             | -            | -              | -                  |
| <b>District Municipality:</b>                       |     | -               | -                   | -               | -              | -             | -             | -            | -              | -                  |
| <b>Other grant providers:</b>                       |     | -               | -                   | -               | -              | -             | -             | -            | -              | -                  |
| <b>Total Operating Transfers and Grants</b>         |     | 243 193         | 182 383             | 210 102         | 47 528         | 209 451       | 137 506       | 71 945       | 52.3%          | 210 102            |
| <b>Capital Transfers and Grants</b>                 |     |                 |                     |                 |                |               |               |              |                |                    |
| <b>National Government:</b>                         |     | 9 848           | 32 439              | 87 017          | 29 000         | 44 371        | 48 907        | (4 536)      | -9.3%          | 87 017             |
| Municipal Disaster Relief Grant                     |     | -               | -                   | 10 000          | -              | 10 000        | 10 000        | -            | -              | 10 000             |
| Municipal Infrastructure Grant                      |     | -               | 32 439              | 77 017          | -              | -             | 38 907        | (38 907)     | -100.0%        | 77 017             |
| Integrated National Electrification Programme Grant |     | 9 848           | -                   | -               | 2 000          | 7 371         | -             | 7 371        | #DIV/0!        | -                  |
| Municipal Disaster Recovery Grant                   |     | -               | -                   | -               | 27 000         | 27 000        | -             | 27 000       | #DIV/0!        | -                  |
| <b>Provincial Government:</b>                       |     | -               | -                   | -               | -              | -             | -             | -            | -              | -                  |
| <b>District Municipality:</b>                       |     | -               | -                   | -               | -              | -             | -             | -            | -              | -                  |
| <b>Other grant providers:</b>                       |     | -               | -                   | -               | -              | -             | -             | -            | -              | -                  |
| <b>Total Capital Transfers and Grants</b>           |     | 9 848           | 32 439              | 87 017          | 29 000         | 44 371        | 48 907        | (4 536)      | -9.3%          | 87 017             |
| <b>TOTAL RECEIPTS OF TRANSFERS &amp; GRANTS</b>     |     | 253 041         | 214 822             | 297 118         | 76 528         | 253 822       | 186 413       | 67 409       | 36.2%          | 297 118            |

Choose name from list - Supporting Table SC7(1) Monthly Budget Statement - transfers and grant expenditure - M09 - March

| Description  | Ref | 2024/25         | Budget Year 2025/26 |                 |                |               |               |                |                |                    |
|--|-----|-----------------|---------------------|-----------------|----------------|---------------|---------------|----------------|----------------|--------------------|
|  |     | Audited Outcome | Original Budget     | Adjusted Budget | Monthly actual | YearTD actual | YearTD budget | YTD variance   | YTD variance % | Full Year Forecast |
| R thousands  |     |                 |                     |                 |                |               |               |                |                |                    |
| <b>EXPENDITURE</b>                                   |     |                 |                     |                 |                |               |               |                |                |                    |
| <b>Operating expenditure of Transfers and Grants</b> |     |                 |                     |                 |                |               |               |                |                |                    |
| National Government:                                 |     | 3 416           | 8 783               | 36 502          | 50             | 2 962         | 7 306         | (4 344)        | -59.5%         | 36 502             |
| Expanded Public Works Programme Integrated Grant     |     | 1 616           | 1 512               | 1 512           | -              | 1 512         | 1 134         | 378            | 33.3%          | 1 512              |
| Integrated National Electrification Programme Grant  |     | -               | 5 371               | 6 090           | -              | -             | 4 747         | (4 747)        | -100.0%        | 6 090              |
| Local Government Financial Management Grant          | 3   | 1 800           | 1 900               | 1 900           | 50             | 1 450         | 1 425         | 25             | 1.8%           | 1 900              |
| Municipal Disaster Recovery Grant                    |     | -               | -                   | 27 000          | -              | -             | -             | -              |                | 27 000             |
| Provincial Government:                               |     | -               | -                   | -               | -              | -             | -             | -              |                | -                  |
| District Municipality:                               |     | -               | -                   | -               | -              | -             | -             | -              |                | -                  |
| Other grant providers:                               |     | -               | -                   | -               | -              | -             | -             | -              |                | -                  |
| <b>Total Operating Transfers and Grants</b>          |     | <b>3 416</b>    | <b>8 783</b>        | <b>36 502</b>   | <b>50</b>      | <b>2 962</b>  | <b>7 306</b>  | <b>(4 344)</b> | <b>-59.5%</b>  | <b>36 502</b>      |
| <b>Capital Transfers and Grants</b>                  |     |                 |                     |                 |                |               |               |                |                |                    |
| National Government:                                 |     | 76 610          | 32 439              | 87 017          | 3 262          | 44 746        | 48 907        | (4 161)        | -8.5%          | 87 017             |
| Municipal Disaster Relief Grant                      |     | -               | -                   | 10 000          | 3 262          | 4 131         | 10 000        | (5 869)        | -58.7%         | 10 000             |
| Municipal Infrastructure Grant                       |     | 67 480          | 32 439              | 77 017          | -              | 35 809        | 38 907        | (3 098)        | -8.0%          | 77 017             |
| Integrated National Electrification Programme Grant  |     | 9 129           | -                   | -               | -              | 4 806         | -             | 4 806          | #DIV/0!        | -                  |
| Provincial Government:                               |     | -               | -                   | -               | -              | -             | -             | -              |                | -                  |
| District Municipality:                               |     | -               | -                   | -               | -              | -             | -             | -              |                | -                  |
| Other grant providers:                               |     | -               | -                   | -               | -              | -             | -             | -              |                | -                  |
| <b>Total Capital Transfers and Grants</b>            |     | <b>76 610</b>   | <b>32 439</b>       | <b>87 017</b>   | <b>3 262</b>   | <b>44 746</b> | <b>48 907</b> | <b>(4 161)</b> | <b>-8.5%</b>   | <b>87 017</b>      |
| <b>TOTAL EXPENDITURE OF TRANSFERS &amp; GRANTS</b>   |     | <b>80 026</b>   | <b>41 222</b>       | <b>123 518</b>  | <b>3 312</b>   | <b>47 708</b> | <b>56 213</b> | <b>(8 505)</b> | <b>-15.1%</b>  | <b>123 518</b>     |

Choose name from list - Supporting Table SC7(2) Monthly Budget Statement - Expenditure against approved rollovers - M09 - March

| Description   | Ref | Budget Year 2025/26       |                |               |              | YTD variance % |
|---|-----|---------------------------|----------------|---------------|--------------|----------------|
|   |     | Approved Rollover 2024/25 | Monthly Actual | YearTD actual | YTD variance |                |
| R thousands   |     |                           |                |               |              |                |
| <b>EXPENDITURE</b>  |     |                           |                |               |              |                |
| <u>Operating expenditure of Approved Roll-overs</u>       |     |                           |                |               |              |                |
| National Government:                                      |     | -                         | -              | -             | -            |                |
| Provincial Government:                                    |     | -                         | -              | -             | -            |                |
| District Municipality:                                    |     | -                         | -              | -             | -            |                |
| Other grant providers:                                    |     | -                         | -              | -             | -            |                |
| <b>Total operating expenditure of Approved Roll-overs</b> |     | -                         | -              | -             | -            |                |
| <u>Capital expenditure of Approved Roll-overs</u>         |     |                           |                |               |              |                |
| National Government:                                      |     | -                         | -              | -             | -            |                |
| Provincial Government:                                    |     | -                         | -              | -             | -            |                |
| District Municipality:                                    |     | -                         | -              | -             | -            |                |
| Other grant providers:                                    |     | -                         | -              | -             | -            |                |
| <b>Total capital expenditure of Approved Roll-overs</b>   |     | -                         | -              | -             | -            |                |
| <b>TOTAL EXPENDITURE OF APPROVED ROLL-OVERS</b>           |     | -                         | -              | -             | -            |                |

Choose name from list - Supporting Table SC8 Monthly Budget Statement - councillor and staff benefits - M09 - March

| Summary of Employee and Councillor remuneration             | Ref | 2024/25         | Budget Year 2025/26 |                 |                |               |                |                |                |                    |
|---|-----|-----------------|---------------------|-----------------|----------------|---------------|----------------|----------------|----------------|--------------------|
|   |     | Audited Outcome | Original Budget     | Adjusted Budget | Monthly actual | YearTD actual | YearTD budget  | YTD variance   | YTD variance % | Full Year Forecast |
| R thousands   |     | A               | B                   | C               |                |               |                |                |                | D                  |
| <b>Councillors (Political Office Bearers plus Other)</b>    |     |                 |                     |                 |                |               |                |                |                |                    |
| Basic Salaries and Wages                                    |     | 7 540           | 8 151               | 8 151           | 1 256          | 6 936         | 6 113          | 823            | 13%            | 8 151              |
| Pension and UIF Contributions                               |     | 1 317           | 1 421               | 1 421           | 170            | 1 019         | 1 066          | (47)           | -4%            | 1 421              |
| Medical Aid Contributions                                   |     | 129             | 141                 | 141             | 12             | 104           | 106            | (2)            | -2%            | 141                |
| Motor Vehicle Allowance                                     |     | -               | -                   | -               | -              | -             | -              | -              | -              | -                  |
| Cellphone Allowance   |     | 1 167           | 1 218               | 1 218           | 96             | 868           | 913            | (45)           | -5%            | 1 218              |
| Housing Allowances  |     | -               | -                   | -               | -              | -             | -              | -              | -              | -                  |
| Other benefits and allowances                               |     | 2 364           | 2 447               | 2 447           | 311            | 1 865         | 1 835          | 30             | 2%             | 2 447              |
| <b>Sub Total - Councillors</b>                              |     | <b>12 518</b>   | <b>13 377</b>       | <b>13 377</b>   | <b>1 846</b>   | <b>10 793</b> | <b>10 033</b>  | <b>760</b>     | <b>8%</b>      | <b>13 377</b>      |
| <b>% increase</b>   | 4   |                 | <b>6.9%</b>         | <b>6.9%</b>     |                |               |                |                |                | <b>6.9%</b>        |
| <b>Senior Managers of the Municipality</b>                  | 3   |                 |                     |                 |                |               |                |                |                |                    |
| Basic Salaries and Wages                                    |     | 5 482           | 4 160               | 5 880           | 224            | 2 279         | 3 567          | (1 288)        | -36%           | 5 880              |
| Pension and UIF Contributions                               |     | 467             | 515                 | 874             | 39             | 349           | 480            | (131)          | -27%           | 874                |
| Medical Aid Contributions                                   |     | 137             | 166                 | 164             | 14             | 123           | 124            | (1)            | -1%            | 164                |
| Overtime  |     | -               | -                   | -               | -              | -             | -              | -              | -              | -                  |
| Performance Bonus   |     | 314             | 141                 | 141             | -              | -             | 106            | (106)          | -100%          | 141                |
| Motor Vehicle Allowance                                     |     | 763             | 629                 | 761             | 74             | 613           | 506            | 107            | 21%            | 761                |
| Cellphone Allowance   |     | 133             | 117                 | 242             | 7              | 68            | 120            | (52)           | -43%           | 242                |
| Housing Allowances  |     | -               | -                   | -               | -              | -             | -              | -              | -              | -                  |
| Other benefits and allowances                               |     | 96              | 401                 | 351             | 6              | 77            | 288            | (211)          | -73%           | 351                |
| Payments in lieu of leave                                   |     | -               | -                   | -               | -              | -             | -              | -              | -              | -                  |
| Long service awards   |     | -               | 1 025               | 1 459           | -              | 1 442         | 882            | 561            | 64%            | 1 459              |
| Post-retirement benefit obligations                         | 2   | -               | -                   | -               | -              | -             | -              | -              | -              | -                  |
| Entertainment   |     | -               | -                   | -               | -              | -             | -              | -              | -              | -                  |
| Scarcity  |     | -               | -                   | -               | -              | -             | -              | -              | -              | -                  |
| Acting and post related allowance                           |     | 770             | 900                 | 1 299           | 68             | 608           | 779            | (171)          | -22%           | 1 299              |
| In kind benefits  |     | -               | -                   | -               | -              | -             | -              | -              | -              | -                  |
| <b>Sub Total - Senior Managers of Municipality</b>          |     | <b>8 162</b>    | <b>8 054</b>        | <b>11 171</b>   | <b>432</b>     | <b>5 560</b>  | <b>6 851</b>   | <b>(1 291)</b> | <b>-19%</b>    | <b>11 171</b>      |
| <b>% increase</b>   | 4   |                 | <b>-1.3%</b>        | <b>36.9%</b>    |                |               |                |                |                | <b>36.9%</b>       |
| <b>Other Municipal Staff</b>                                |     |                 |                     |                 |                |               |                |                |                |                    |
| Basic Salaries and Wages                                    |     | 53 797          | 69 043              | 62 565          | 5 191          | 46 688        | 50 098         | (3 410)        | -7%            | 62 565             |
| Pension and UIF Contributions                               |     | 10 467          | 13 471              | 12 235          | 1 023          | 9 228         | 9 782          | (553)          | -6%            | 12 235             |
| Medical Aid Contributions                                   |     | 5 238           | 7 614               | 6 050           | 506            | 4 250         | 5 304          | (1 053)        | -20%           | 6 050              |
| Overtime  |     | 4 405           | 4 700               | 3 630           | 304            | 2 723         | 3 247          | (524)          | -16%           | 3 630              |
| Performance Bonus   |     | 5 543           | 7 202               | 7 081           | 206            | 4 705         | 5 370          | (666)          | -12%           | 7 081              |
| Motor Vehicle Allowance                                     |     | 8 710           | 10 426              | 10 102          | 823            | 7 401         | 7 735          | (335)          | -4%            | 10 102             |
| Cellphone Allowance   |     | 1 294           | 1 642               | 1 537           | 133            | 1 164         | 1 204          | (40)           | -3%            | 1 537              |
| Housing Allowances  |     | 253             | 285                 | 243             | 22             | 181           | 203            | (21)           | -10%           | 243                |
| Other benefits and allowances                               |     | 531             | 685                 | 785             | 94             | 745           | 540            | 206            | 38%            | 785                |
| Payments in lieu of leave                                   |     | 1 539           | 900                 | 700             | -              | 344           | 623            | (279)          | -45%           | 700                |
| Long service awards   |     | (0)             | -                   | -               | -              | -             | -              | -              | -              | -                  |
| Post-retirement benefit obligations                         | 2   | 718             | -                   | -               | -              | -             | -              | -              | -              | -                  |
| Entertainment   |     | -               | -                   | -               | -              | -             | -              | -              | -              | -                  |
| Scarcity  |     | -               | -                   | -               | -              | -             | -              | -              | -              | -                  |
| Acting and post related allowance                           |     | 514             | 300                 | 530             | 43             | 450           | 285            | 165            | 58%            | 530                |
| In kind benefits  |     | -               | -                   | -               | -              | -             | -              | -              | -              | -                  |
| <b>Sub Total - Other Municipal Staff</b>                    |     | <b>93 009</b>   | <b>116 267</b>      | <b>105 457</b>  | <b>8 345</b>   | <b>77 879</b> | <b>84 389</b>  | <b>(6 511)</b> | <b>-8%</b>     | <b>105 457</b>     |
| <b>% increase</b>   | 4   |                 | <b>25.0%</b>        | <b>13.4%</b>    |                |               |                |                |                | <b>13.4%</b>       |
| <b>Total Parent Municipality</b>                            |     | <b>113 689</b>  | <b>137 698</b>      | <b>130 006</b>  | <b>10 623</b>  | <b>94 232</b> | <b>101 273</b> | <b>(7 041)</b> | <b>-7%</b>     | <b>130 006</b>     |
| <b>Unpaid salary, allowances &amp; benefits in arrears:</b> |     |                 |                     |                 |                |               |                |                |                |                    |
| <b>Board Members of Entities</b>                            |     |                 |                     |                 |                |               |                |                |                |                    |
| Basic Salaries and Wages                                    |     | -               | -                   | -               | -              | -             | -              | -              | -              | -                  |
| Pension and UIF Contributions                               |     | -               | -                   | -               | -              | -             | -              | -              | -              | -                  |
| Medical Aid Contributions                                   |     | -               | -                   | -               | -              | -             | -              | -              | -              | -                  |
| Overtime  |     | -               | -                   | -               | -              | -             | -              | -              | -              | -                  |
| Performance Bonus   |     | -               | -                   | -               | -              | -             | -              | -              | -              | -                  |
| Motor Vehicle Allowance                                     |     | -               | -                   | -               | -              | -             | -              | -              | -              | -                  |
| Cellphone Allowance   |     | -               | -                   | -               | -              | -             | -              | -              | -              | -                  |
| Housing Allowances  |     | -               | -                   | -               | -              | -             | -              | -              | -              | -                  |
| Other benefits and allowances                               |     | -               | -                   | -               | -              | -             | -              | -              | -              | -                  |
| <b>Board Fees</b>   | 5   |                 |                     |                 |                |               |                |                |                |                    |
| Payments in lieu of leave                                   |     | -               | -                   | -               | -              | -             | -              | -              | -              | -                  |

Choose name from list - Supporting Table SC8 Monthly Budget Statement - councillor and staff benefits - M09 - March

| Summary of Employee and Councillor remuneration | Ref | 2024/25         | Budget Year 2025/26 |                 |                |               |               |              |                |                    |
|---|-----|-----------------|---------------------|-----------------|----------------|---------------|---------------|--------------|----------------|--------------------|
|   |     | Audited Outcome | Original Budget     | Adjusted Budget | Monthly actual | YearTD actual | YearTD budget | YTD variance | YTD variance % | Full Year Forecast |
| R thousands                                     |     | A               | B                   | C               |                |               |               |              |                | D                  |
| Long service awards                             |     | -               | -                   | -               | -              | -             | -             | -            | -              | -                  |
| Post-retirement benefit obligations             |     | -               | -                   | -               | -              | -             | -             | -            | -              | -                  |
| Entertainment                                   |     | -               | -                   | -               | -              | -             | -             | -            | -              | -                  |
| Scarcity  |     | -               | -                   | -               | -              | -             | -             | -            | -              | -                  |
| Acting and post related allowance               |     | -               | -                   | -               | -              | -             | -             | -            | -              | -                  |
| In kind benefits                                |     | -               | -                   | -               | -              | -             | -             | -            | -              | -                  |
| <b>Sub Total - Executive members Board</b>      | 2   | -               | -                   | -               | -              | -             | -             | -            | -              | -                  |
| <b>% increase</b>                               | 4   |                 |                     |                 |                |               |               |              |                |                    |
| <b>Senior Managers of Entities</b>              |     |                 |                     |                 |                |               |               |              |                |                    |
| Basic Salaries and Wages                        |     | -               | -                   | -               | -              | -             | -             | -            | -              | -                  |
| Pension and UIF Contributions                   |     | -               | -                   | -               | -              | -             | -             | -            | -              | -                  |
| Medical Aid Contributions                       |     | -               | -                   | -               | -              | -             | -             | -            | -              | -                  |
| Overtime  |     | -               | -                   | -               | -              | -             | -             | -            | -              | -                  |
| Performance Bonus                               |     | -               | -                   | -               | -              | -             | -             | -            | -              | -                  |
| Motor Vehicle Allowance                         |     | -               | -                   | -               | -              | -             | -             | -            | -              | -                  |
| Cellphone Allowance                             |     | -               | -                   | -               | -              | -             | -             | -            | -              | -                  |
| Housing Allowances                              |     | -               | -                   | -               | -              | -             | -             | -            | -              | -                  |
| Other benefits and allowances                   |     | -               | -                   | -               | -              | -             | -             | -            | -              | -                  |
| Payments in lieu of leave                       |     | -               | -                   | -               | -              | -             | -             | -            | -              | -                  |
| Long service awards                             |     | -               | -                   | -               | -              | -             | -             | -            | -              | -                  |
| Post-retirement benefit obligations             | 2   | -               | -                   | -               | -              | -             | -             | -            | -              | -                  |
| Entertainment                                   |     | -               | -                   | -               | -              | -             | -             | -            | -              | -                  |
| Scarcity  |     | -               | -                   | -               | -              | -             | -             | -            | -              | -                  |
| Acting and post related allowance               |     | -               | -                   | -               | -              | -             | -             | -            | -              | -                  |
| In kind benefits                                |     | -               | -                   | -               | -              | -             | -             | -            | -              | -                  |
| <b>Sub Total - Senior Managers of Entities</b>  |     | -               | -                   | -               | -              | -             | -             | -            | -              | -                  |
| <b>% increase</b>                               | 4   |                 |                     |                 |                |               |               |              |                |                    |
| <b>Other Staff of Entities</b>                  |     |                 |                     |                 |                |               |               |              |                |                    |
| Basic Salaries and Wages                        |     | -               | -                   | -               | -              | -             | -             | -            | -              | -                  |
| Pension and UIF Contributions                   |     | -               | -                   | -               | -              | -             | -             | -            | -              | -                  |
| Medical Aid Contributions                       |     | -               | -                   | -               | -              | -             | -             | -            | -              | -                  |
| Overtime  |     | -               | -                   | -               | -              | -             | -             | -            | -              | -                  |
| Performance Bonus                               |     | -               | -                   | -               | -              | -             | -             | -            | -              | -                  |
| Motor Vehicle Allowance                         |     | -               | -                   | -               | -              | -             | -             | -            | -              | -                  |
| Cellphone Allowance                             |     | -               | -                   | -               | -              | -             | -             | -            | -              | -                  |
| Housing Allowances                              |     | -               | -                   | -               | -              | -             | -             | -            | -              | -                  |
| Other benefits and allowances                   |     | -               | -                   | -               | -              | -             | -             | -            | -              | -                  |
| Payments in lieu of leave                       |     | -               | -                   | -               | -              | -             | -             | -            | -              | -                  |
| Long service awards                             |     | -               | -                   | -               | -              | -             | -             | -            | -              | -                  |
| Post-retirement benefit obligations             |     | -               | -                   | -               | -              | -             | -             | -            | -              | -                  |
| Entertainment                                   |     | -               | -                   | -               | -              | -             | -             | -            | -              | -                  |
| Scarcity  |     | -               | -                   | -               | -              | -             | -             | -            | -              | -                  |
| Acting and post related allowance               |     | -               | -                   | -               | -              | -             | -             | -            | -              | -                  |
| In kind benefits                                |     | -               | -                   | -               | -              | -             | -             | -            | -              | -                  |
| <b>Sub Total - Other Staff of Entities</b>      |     | -               | -                   | -               | -              | -             | -             | -            | -              | -                  |
| <b>% increase</b>                               | 4   |                 |                     |                 |                |               |               |              |                |                    |
| <b>Total Municipal Entities</b>                 |     | -               | -                   | -               | -              | -             | -             | -            | -              | -                  |
| <b>TOTAL SALARY, ALLOWANCES &amp; BENEFITS</b>  |     | 113 689         | 137 698             | 130 006         | 10 623         | 94 232        | 101 273       | (7 041)      | -7%            | 130 006            |
| <b>% increase</b>                               | 4   |                 | 21.1%               | 14.4%           |                |               |               |              |                | 14.4%              |
| <b>TOTAL MANAGERS AND STAFF</b>                 |     | 101 171         | 124 320             | 116 628         | 8 777          | 83 439        | 91 240        | (7 801)      | -9%            | 116 628            |

Choose name from list - Supporting Table SC9 Monthly Budget Statement - actuals and revised targets for cash receipts - M09 - March

| Description   | Ref | Budget Year 2025/26 |                 |                 |                 |               |               |               |               |               |               |                 |                 | 2023/24 Medium Term Revenue & Expenditure Framework |                     |                     |
|---|-----|---------------------|-----------------|-----------------|-----------------|---------------|---------------|---------------|---------------|---------------|---------------|-----------------|-----------------|---|---------------------|---------------------|
|   |     | July                | August          | Sept            | October         | Nov           | Dec           | January       | Feb           | March         | April         | May             | June            | Budget Year 2026/27                                 | Budget Year 2026/26 | Budget Year 2027/27 |
|   |     | Outcome             | Outcome         | Outcome         | Outcome         | Outcome       | Outcome       | Outcome       | Outcome       | Outcome       | Budget        | Budget          | Budget          |   |                     |                     |
| <b>R thousands</b>  | 1   |                     |                 |                 |                 |               |               |               |               |               |               |                 |                 |   |                     |                     |
| <b>Cash Receipts By Source</b>  |     |                     |                 |                 |                 |               |               |               |               |               |               |                 |                 |   |                     |                     |
| Property rates  |     | 13 779              | 15 161          | 14 887          | 15 073          | 15 581        | 15 110        | 14 611        | 17 532        | 14 742        | 14 417        | 14 026          | 14 566          | 167 674   | 172 636             | 178 333             |
| Service charges - Electricity revenue   |     | -                   | -               | -               | -               | -             | -             | -             | -             | -             | -             | -               | -               | -   | -                   | -                   |
| Service charges - Water revenue   |     | -                   | -               | -               | -               | -             | -             | -             | -             | -             | -             | -               | -               | -   | -                   | -                   |
| Service charges - Waste Water Management  |     | 55                  | 61              | 59              | 61              | 67            | 53            | 53            | 53            | 66            | -             | -               | -               | -   | -                   | -                   |
| Service charges - Waste Mangement   |     | 506                 | 527             | 532             | 583             | 534           | 553           | 547           | 543           | 515           | 314           | 321             | 1 077           | 4 635   | 4 635               | 4 788               |
| Rental of facilities and equipment  |     | 6                   | 0               | 2               | 7               | 16            | 9             | 81            | 14            | 19            | 33            | 34              | 33              | 425   | 441                 | 455                 |
| Interest earned - external investments  |     | -                   | -               | -               | -               | -             | -             | -             | -             | -             | 247           | 248             | 258             | 9 600   | 9 955               | 10 284              |
| Interest earned - outstanding debtors   |     | 1                   | 1               | 1               | 1               | 1             | 1             | 2             | 1             | 2             | -             | -               | -               | -   | -                   | -                   |
| Dividends received  |     | -                   | -               | -               | -               | -             | -             | -             | -             | -             | -             | -               | -               | -   | -                   | -                   |
| Fines, penalties and forfeits   |     | 4                   | 3               | 5               | 3               | 2             | 3             | 4             | 2             | 3             | -             | -               | -               | -   | -                   | -                   |
| Licences and permits  |     | 5                   | -               | -               | -               | -             | 11            | -             | -             | -             | (1)           | (22)            | 3               | 3 752   | 3 891               | 4 019               |
| Agency services   |     | 2 002               | 2 084           | 1 878           | 1 624           | 2 451         | 2 012         | 1 771         | 1 786         | 1 645         | 350           | 358             | 353             | 3 500   | 3 630               | 3 749               |
| Transfers and Subsidies - Operational   |     | 72 342              | 2 278           | 0               | 2               | 680           | 57 874        | -             | 454           | 43 400        | 41 894        | 15 186          | 15 040          | 208 202   | 194 545             | 169 306             |
| Other revenue   |     | 3 953               | 14 613          | 15 526          | 1 616           | 10 690        | 4 797         | 8 803         | 2 338         | 1 288         | 202           | 228             | 207             | 5 068   | 5 256               | 5 429               |
| <b>Cash Receipts by Source</b>  |     | <b>92 654</b>       | <b>34 729</b>   | <b>32 889</b>   | <b>18 969</b>   | <b>30 022</b> | <b>80 425</b> | <b>25 871</b> | <b>22 723</b> | <b>61 680</b> | <b>57 456</b> | <b>30 378</b>   | <b>31 537</b>   | <b>402 857</b>                                      | <b>394 988</b>      | <b>376 364</b>      |
| <b>Other Cash Flows by Source</b>   |     |                     |                 |                 |                 |               |               |               |               |               |               |                 |                 |   |                     |                     |
| Transfers and subsidies - capital (monetary allocations) (National / Transfers and subsidies - capital (monetary allocations) (Nat / Prov Departm Agencies, Households, Non-profit Institutions, Private Enterprises, Public Corporatons, Higher Educ Institutions) |     | 12 252              | -               | 9 742           | -               | 10 000        | 9 808         | -             | 23 880        | 33 128        | 32 676        | 2 730           | 2 703           | 87 017  | 32 807              | 36 101              |
| Proceeds on Disposal of Fixed and Intangible Assets   |     | -                   | -               | -               | -               | -             | -             | -             | -             | -             | (41)          | (42)            | (42)            | (500)   | -                   | -                   |
| Short term loans  |     | -                   | -               | -               | -               | -             | -             | -             | -             | -             | -             | -               | -               | -   | -                   | -                   |
| Borrowing long term/refinancing   |     | -                   | -               | -               | -               | -             | -             | -             | -             | -             | -             | -               | -               | -   | -                   | -                   |
| Increase (decrease) in consumer deposits  |     | -                   | -               | -               | -               | -             | -             | -             | -             | -             | -             | -               | -               | -   | -                   | -                   |
| Decrease (increase) in non-current receivables  |     | -                   | -               | -               | -               | -             | -             | -             | -             | -             | -             | -               | -               | -   | -                   | -                   |
| Decrease (increase) in non-current investments  |     | -                   | -               | -               | -               | -             | -             | -             | -             | -             | -             | -               | -               | -   | -                   | -                   |
| <b>Total Cash Receipts by Source</b>  |     | <b>104 906</b>      | <b>34 729</b>   | <b>42 631</b>   | <b>18 969</b>   | <b>40 022</b> | <b>90 233</b> | <b>25 871</b> | <b>46 603</b> | <b>94 808</b> | <b>90 091</b> | <b>33 067</b>   | <b>34 199</b>   | <b>489 373</b>                                      | <b>427 795</b>      | <b>412 465</b>      |
| <b>Cash Payments by Type</b>  |     |                     |                 |                 |                 |               |               |               |               |               |               |                 |                 |   |                     |                     |
| Employee related costs  |     | 15 040              | 12 945          | 14 020          | 13 482          | 13 527        | 14 268        | 13 511        | 14 665        | 13 789        | 10 628        | 11 285          | 11 466          | 126 146   | 129 754             | 134 036             |
| Remuneration of councillors   |     | 608                 | 591             | 628             | 633             | 588           | 633           | 563           | 602           | 927           | 1 178         | 1 200           | 1 222           | 13 733  | 13 759              | 14 584              |
| Interest  |     | -                   | -               | -               | -               | -             | -             | -             | -             | -             | -             | -               | -               | -   | -                   | -                   |
| Bulk purchases - Electricity  |     | 291                 | -               | -               | 37              | 719           | -             | -             | -             | -             | 61            | 62              | 63              | 750   | 750                 | 758                 |
| Acquisitions - water & other inventory  |     | 1 993               | 4 495           | 542             | 821             | 904           | 1 884         | 1 719         | 3 072         | 3 939         | -             | -               | -               | -   | -                   | -                   |
| Contracted services   |     | 3 070               | 3 350           | 3 546           | 4 440           | 2 914         | 4 961         | 1 597         | 1 963         | 2 833         | 16 438        | 16 438          | 16 438          | 73 252  | 11 837              | 12 228              |
| Transfers and subsidies - other municipalities  |     | -                   | -               | -               | -               | -             | -             | -             | -             | -             | -             | -               | -               | -   | -                   | -                   |
| Transfers and subsidies - other   |     | -                   | -               | -               | -               | -             | -             | -             | -             | -             | -             | -               | -               | -   | -                   | -                   |
| Other expenditure   |     | 12 858              | 6 940           | 6 249           | 6 343           | 8 866         | 5 973         | 4 662         | 6 039         | 7 446         | 13 577        | 13 800          | 14 022          | 157 328   | 160 533             | 165 831             |
| <b>Cash Payments by Type</b>  |     | <b>33 860</b>       | <b>28 321</b>   | <b>24 984</b>   | <b>25 758</b>   | <b>27 516</b> | <b>27 719</b> | <b>22 052</b> | <b>26 340</b> | <b>28 935</b> | <b>41 881</b> | <b>42 784</b>   | <b>43 211</b>   | <b>371 208</b>                                      | <b>316 633</b>      | <b>327 436</b>      |
| <b>Other Cash Flows/Payments by Type</b>  |     |                     |                 |                 |                 |               |               |               |               |               |               |                 |                 |   |                     |                     |
| Capital assets  |     | 36 850              | 21 429          | 38 771          | 13 215          | 9 287         | 47 479        | 1 844         | 9 871         | 20 541        | 25 907        | 26 102          | 26 035          | 178 142   | 169 661             | 159 931             |
| Repayment of borrowing  |     | -                   | -               | -               | -               | -             | -             | -             | -             | -             | -             | -               | -               | -   | -                   | -                   |
| Other Cash Flows/Payments   |     | -                   | -               | -               | -               | -             | -             | -             | -             | -             | -             | -               | -               | -   | -                   | -                   |
| <b>Total Cash Payments by Type</b>  |     | <b>70 710</b>       | <b>49 750</b>   | <b>63 755</b>   | <b>38 973</b>   | <b>36 803</b> | <b>75 198</b> | <b>23 896</b> | <b>36 211</b> | <b>49 475</b> | <b>67 788</b> | <b>68 886</b>   | <b>69 246</b>   | <b>549 350</b>                                      | <b>486 294</b>      | <b>487 367</b>      |
| <b>NET INCREASE/(DECREASE) IN CASH HELD</b>   |     | <b>34 196</b>       | <b>(15 022)</b> | <b>(21 124)</b> | <b>(20 004)</b> | <b>3 219</b>  | <b>15 035</b> | <b>1 975</b>  | <b>10 392</b> | <b>45 332</b> | <b>22 303</b> | <b>(35 820)</b> | <b>(35 047)</b> | <b>(59 977)</b>                                     | <b>(58 499)</b>     | <b>(74 902)</b>     |
| Cash/cash equivalents at the month/year beginning:  |     | 169 003             | 203 199         | 188 177         | 167 053         | 147 050       | 150 268       | 165 303       | 167 278       | 177 670       | 223 002       | 245 305         | 209 486         | 169 003   | 109 026             | 50 527              |
| Cash/cash equivalents at the month/year end:  |     | 203 199             | 188 177         | 167 053         | 147 050         | 150 268       | 165 303       | 167 278       | 177 670       | 223 002       | 245 305       | 209 486         | 174 439         | 109 026   | 50 527              | (24 375)            |

Choose name from list - NOT REQUIRED - municipality does not have entities or this is the parent municipality's budget - M09 - March

| Description  | Ref | 2024/25         | Budget Year 2025/26 |                 |                |               |               |              |                |                    |   |
|--|-----|-----------------|---------------------|-----------------|----------------|---------------|---------------|--------------|----------------|--------------------|---|
|  |     | Audited Outcome | Original Budget     | Adjusted Budget | Monthly actual | YearTD actual | YearTD budget | YTD variance | YTD variance % | Full Year Forecast |   |
| <b>R thousands</b>   | 1   |                 |                     |                 |                |               |               |              |                |                    |   |
| <b>Revenue</b>   |     |                 |                     |                 |                |               |               |              |                |                    |   |
| <b>Exchange Revenue</b>  |     |                 |                     |                 |                |               |               |              |                |                    |   |
| Service charges - Electricity  |     | -               | -                   | -               | -              | -             | -             | -            | -              | -                  | - |
| Service charges - Water  |     | -               | -                   | -               | -              | -             | -             | -            | -              | -                  | - |
| Service charges - Waste Water Management                             |     | -               | -                   | -               | -              | -             | -             | -            | -              | -                  | - |
| Service charges - Waste management                                   |     | -               | -                   | -               | -              | -             | -             | -            | -              | -                  | - |
| Sale of Goods and Rendering of Services                              |     | -               | -                   | -               | -              | -             | -             | -            | -              | -                  | - |
| Agency services  |     | -               | -                   | -               | -              | -             | -             | -            | -              | -                  | - |
| Interest   |     | -               | -                   | -               | -              | -             | -             | -            | -              | -                  | - |
| Interest earned from Receivables                                     |     | -               | -                   | -               | -              | -             | -             | -            | -              | -                  | - |
| Interest earned from Current and Non Current Assets                  |     | -               | -                   | -               | -              | -             | -             | -            | -              | -                  | - |
| Dividends  |     | -               | -                   | -               | -              | -             | -             | -            | -              | -                  | - |
| Rent on Land   |     | -               | -                   | -               | -              | -             | -             | -            | -              | -                  | - |
| Rental from Fixed Assets   |     | -               | -                   | -               | -              | -             | -             | -            | -              | -                  | - |
| Licence and permits  |     | -               | -                   | -               | -              | -             | -             | -            | -              | -                  | - |
| Special Rating Levies  |     | -               | -                   | -               | -              | -             | -             | -            | -              | -                  | - |
| Operational Revenue  |     | -               | -                   | -               | -              | -             | -             | -            | -              | -                  | - |
| <b>Non-Exchange Revenue</b>  |     |                 |                     |                 |                |               |               |              |                |                    |   |
| Property rates   |     | -               | -                   | -               | -              | -             | -             | -            | -              | -                  | - |
| Surcharges and Taxes   |     | -               | -                   | -               | -              | -             | -             | -            | -              | -                  | - |
| Fines, penalties and forfeits  |     | -               | -                   | -               | -              | -             | -             | -            | -              | -                  | - |
| Licences or permits  |     | -               | -                   | -               | -              | -             | -             | -            | -              | -                  | - |
| Transfer and subsidies - Operational                                 |     | -               | -                   | -               | -              | -             | -             | -            | -              | -                  | - |
| Interest   |     | -               | -                   | -               | -              | -             | -             | -            | -              | -                  | - |
| Fuel Levy  |     | -               | -                   | -               | -              | -             | -             | -            | -              | -                  | - |
| Operational Revenue  |     | -               | -                   | -               | -              | -             | -             | -            | -              | -                  | - |
| Gains on disposal of Assets  |     | -               | -                   | -               | -              | -             | -             | -            | -              | -                  | - |
| Other Gains  |     | -               | -                   | -               | -              | -             | -             | -            | -              | -                  | - |
| Discontinued Operations  |     | -               | -                   | -               | -              | -             | -             | -            | -              | -                  | - |
| <b>Total Revenue (excluding capital transfers and contributions)</b> |     | -               | -                   | -               | -              | -             | -             | -            | -              | -                  | - |
| <b>Expenditure By Type</b>   |     |                 |                     |                 |                |               |               |              |                |                    |   |
| Employee related costs   |     | -               | -                   | -               | -              | -             | -             | -            | -              | -                  | - |
| Remuneration of councillors  |     | -               | -                   | -               | -              | -             | -             | -            | -              | -                  | - |
| Bulk purchases - electricity   |     | -               | -                   | -               | -              | -             | -             | -            | -              | -                  | - |
| Inventory consumed   |     | -               | -                   | -               | -              | -             | -             | -            | -              | -                  | - |
| Debt impairment  |     | -               | -                   | -               | -              | -             | -             | -            | -              | -                  | - |
| Depreciation and amortisation  |     | -               | -                   | -               | -              | -             | -             | -            | -              | -                  | - |
| Interest   |     | -               | -                   | -               | -              | -             | -             | -            | -              | -                  | - |
| Contracted services  |     | -               | -                   | -               | -              | -             | -             | -            | -              | -                  | - |
| Transfers and subsidies  |     | -               | -                   | -               | -              | -             | -             | -            | -              | -                  | - |
| Irrecoverable debts written off                                      |     | -               | -                   | -               | -              | -             | -             | -            | -              | -                  | - |
| Operational costs  |     | -               | -                   | -               | -              | -             | -             | -            | -              | -                  | - |
| Losses on disposal of Assets   |     | -               | -                   | -               | -              | -             | -             | -            | -              | -                  | - |
| Other Losses   |     | -               | -                   | -               | -              | -             | -             | -            | -              | -                  | - |
| <b>Total Expenditure</b>   |     | -               | -                   | -               | -              | -             | -             | -            | -              | -                  | - |
| <b>Surplus/(Deficit)</b>   |     | -               | -                   | -               | -              | -             | -             | -            | -              | -                  | - |
| Transfers and subsidies - capital (monetary allocations)             |     | -               | -                   | -               | -              | -             | -             | -            | -              | -                  | - |
| Transfers and subsidies - capital (in-kind)                          |     | -               | -                   | -               | -              | -             | -             | -            | -              | -                  | - |
| <b>Surplus/(Deficit) after capital transfers &amp; contributions</b> |     | -               | -                   | -               | -              | -             | -             | -            | -              | -                  | - |
| Income Tax   |     | -               | -                   | -               | -              | -             | -             | -            | -              | -                  | - |
| <b>Surplus/(Deficit) after income tax</b>                            |     | -               | -                   | -               | -              | -             | -             | -            | -              | -                  | - |



Choose name from list - Supporting Table SC12 Monthly Budget Statement - capital expenditure trend - M09 - March

| Month  | 2024/25         | Budget Year 2025/26 |                 |                |               |               |              |                |                            |
|--|-----------------|---------------------|-----------------|----------------|---------------|---------------|--------------|----------------|----------------------------|
|  | Audited Outcome | Original Budget     | Adjusted Budget | Monthly actual | YearTD actual | YearTD budget | YTD variance | YTD variance % | % spend of Original Budget |
| <b>R thousands</b>                           |                 |                     |                 |                |               |               |              |                |                            |
| <b>Monthly expenditure performance trend</b> |                 |                     |                 |                |               |               |              |                |                            |
| July   | 13 342          | 16 091              | 16 091          | 31 662         | 31 662        | 16 091        | (15 571)     | -96.8%         | 16%                        |
| August                                       | 19 329          | 16 050              | 16 050          | 18 250         | 49 912        | 32 141        | (17 771)     | -55.3%         | 26%                        |
| September                                    | 2 987           | 16 019              | 16 019          | 35 182         | 85 094        | 48 160        | (36 934)     | -76.7%         | 44%                        |
| October                                      | 22 960          | 15 926              | 15 926          | 12 975         | 98 069        | 64 086        | (33 983)     | -53.0%         | 51%                        |
| November                                     | 22 972          | 16 112              | 37 484          | 5 634          | 103 703       | 101 570       | (2 133)      | -2.1%          | 53%                        |
| December                                     | 27 348          | 16 298              | 16 298          | 42 991         | 146 694       | 117 868       | (28 826)     | -24.5%         | 76%                        |
| January                                      | 6 419           | 16 484              | 16 484          | 2 986          | 149 679       | 134 352       | (15 327)     | -11.4%         | 77%                        |
| February                                     | 5 603           | 16 577              | 17 157          | 9 341          | 159 020       | 151 509       | (7 511)      | -5.0%          | 82%                        |
| March  | 6 494           | 15 833              | (51 411)        | (43 229)       |               | 167 342       | -            |                |                            |
| April  | 20 943          | 16 112              | 25 907          | -              |               | 193 249       | -            |                |                            |
| May  | 18 102          | 16 298              | 26 102          | -              |               | 219 351       | -            |                |                            |
| June   | 72 783          | 16 205              | 26 035          | -              |               | 245 386       | -            |                |                            |
| <b>Total Capital expenditure</b>             | <b>239 283</b>  | <b>194 006</b>      | <b>178 142</b>  | <b>115 791</b> |               |               |              |                |                            |

Choose name from list - Supporting Table SC13a Monthly Budget Statement - capital expenditure on new assets by asset class - M09 - March

| Description   | Ref | 2024/25         | Budget Year 2025/26 |                 |                |               |               |              |                |                    |
|---|-----|-----------------|---------------------|-----------------|----------------|---------------|---------------|--------------|----------------|--------------------|
|   |     | Audited Outcome | Original Budget     | Adjusted Budget | Monthly actual | YearTD actual | YearTD budget | YTD variance | YTD variance % | Full Year Forecast |
| <b>R thousands</b>  | 1   |                 |                     |                 |                |               |               |              |                |                    |
| <b>Capital expenditure on new assets by Asset Class/Sub-class</b> |     |                 |                     |                 |                |               |               |              |                |                    |
| <b>Infrastructure</b>   |     | 125 256         | 118 488             | 127 559         | (20 406)       | 79 227        | 65 062        | (14 165)     | -21.8%         | 127 559            |
| Roads Infrastructure  |     | 122 995         | 117 488             | 127 459         | (20 406)       | 79 227        | 64 546        | (14 681)     | -22.7%         | 127 459            |
| Roads   |     | 122 995         | 113 488             | 120 559         | (22 229)       | 73 388        | 60 500        | 12 887       | 0              | 120 559            |
| Road Structures   |     | -               | -                   | -               | -              | -             | -             | -            | -              | -                  |
| Road Furniture  |     | -               | 4 000               | 6 900           | 1 822          | 5 840         | 4 046         | 1 794        | 0              | 6 900              |
| Capital Spares  |     | -               | -                   | -               | -              | -             | -             | -            | -              | -                  |
| Storm water Infrastructure  |     | -               | -                   | -               | -              | -             | -             | -            | -              | -                  |
| Drainage Collection   |     | -               | -                   | -               | -              | -             | -             | -            | -              | -                  |
| Storm water Conveyance  |     | -               | -                   | -               | -              | -             | -             | -            | -              | -                  |
| Attenuation   |     | -               | -                   | -               | -              | -             | -             | -            | -              | -                  |
| Electrical Infrastructure   |     | 2 261           | -                   | -               | -              | -             | -             | -            | -              | -                  |
| Power Plants  |     | -               | -                   | -               | -              | -             | -             | -            | -              | -                  |
| HV Substations  |     | -               | -                   | -               | -              | -             | -             | -            | -              | -                  |
| HV Switching Station  |     | -               | -                   | -               | -              | -             | -             | -            | -              | -                  |
| HV Transmission Conductors  |     | -               | -                   | -               | -              | -             | -             | -            | -              | -                  |
| MV Substations  |     | -               | -                   | -               | -              | -             | -             | -            | -              | -                  |
| MV Switching Stations   |     | -               | -                   | -               | -              | -             | -             | -            | -              | -                  |
| MV Networks   |     | -               | -                   | -               | -              | -             | -             | -            | -              | -                  |
| LV Networks   |     | 2 261           | -                   | -               | -              | -             | -             | -            | -              | -                  |
| Capital Spares  |     | -               | -                   | -               | -              | -             | -             | -            | -              | -                  |
| Water Supply Infrastructure                                       |     | -               | -                   | -               | -              | -             | -             | -            | -              | -                  |
| Dams and Weirs  |     | -               | -                   | -               | -              | -             | -             | -            | -              | -                  |
| Boreholes   |     | -               | -                   | -               | -              | -             | -             | -            | -              | -                  |
| Reservoirs  |     | -               | -                   | -               | -              | -             | -             | -            | -              | -                  |
| Pump Stations   |     | -               | -                   | -               | -              | -             | -             | -            | -              | -                  |
| Water Treatment Works   |     | -               | -                   | -               | -              | -             | -             | -            | -              | -                  |
| Bulk Mains  |     | -               | -                   | -               | -              | -             | -             | -            | -              | -                  |
| Distribution  |     | -               | -                   | -               | -              | -             | -             | -            | -              | -                  |
| Distribution Points   |     | -               | -                   | -               | -              | -             | -             | -            | -              | -                  |
| PRV Stations  |     | -               | -                   | -               | -              | -             | -             | -            | -              | -                  |
| Capital Spares  |     | -               | -                   | -               | -              | -             | -             | -            | -              | -                  |
| Sanitation Infrastructure   |     | -               | -                   | -               | -              | -             | -             | -            | -              | -                  |
| Pump Station  |     | -               | -                   | -               | -              | -             | -             | -            | -              | -                  |
| Reticulation  |     | -               | -                   | -               | -              | -             | -             | -            | -              | -                  |
| Waste Water Treatment Works                                       |     | -               | -                   | -               | -              | -             | -             | -            | -              | -                  |
| Outfall Sewers  |     | -               | -                   | -               | -              | -             | -             | -            | -              | -                  |
| Toilet Facilities   |     | -               | -                   | -               | -              | -             | -             | -            | -              | -                  |
| Capital Spares  |     | -               | -                   | -               | -              | -             | -             | -            | -              | -                  |
| Solid Waste Infrastructure  |     | -               | 1 000               | 100             | -              | -             | 516           | 516          | 100.0%         | 100                |
| Landfill Sites  |     | -               | 1 000               | 100             | -              | -             | 516           | (516)        | (0)            | 100                |
| Waste Transfer Stations   |     | -               | -                   | -               | -              | -             | -             | -            | -              | -                  |
| Waste Processing Facilities                                       |     | -               | -                   | -               | -              | -             | -             | -            | -              | -                  |
| Waste Drop-off Points   |     | -               | -                   | -               | -              | -             | -             | -            | -              | -                  |
| Waste Separation Facilities                                       |     | -               | -                   | -               | -              | -             | -             | -            | -              | -                  |
| Electricity Generation Facilities                                 |     | -               | -                   | -               | -              | -             | -             | -            | -              | -                  |
| Capital Spares  |     | -               | -                   | -               | -              | -             | -             | -            | -              | -                  |
| Rail Infrastructure   |     | -               | -                   | -               | -              | -             | -             | -            | -              | -                  |
| Rail Lines  |     | -               | -                   | -               | -              | -             | -             | -            | -              | -                  |
| Rail Structures   |     | -               | -                   | -               | -              | -             | -             | -            | -              | -                  |
| Rail Furniture  |     | -               | -                   | -               | -              | -             | -             | -            | -              | -                  |
| Drainage Collection   |     | -               | -                   | -               | -              | -             | -             | -            | -              | -                  |
| Storm water Conveyance  |     | -               | -                   | -               | -              | -             | -             | -            | -              | -                  |
| Attenuation   |     | -               | -                   | -               | -              | -             | -             | -            | -              | -                  |
| MV Substations  |     | -               | -                   | -               | -              | -             | -             | -            | -              | -                  |
| LV Networks   |     | -               | -                   | -               | -              | -             | -             | -            | -              | -                  |
| Capital Spares  |     | -               | -                   | -               | -              | -             | -             | -            | -              | -                  |
| Coastal Infrastructure  |     | -               | -                   | -               | -              | -             | -             | -            | -              | -                  |
| Sand Pumps  |     | -               | -                   | -               | -              | -             | -             | -            | -              | -                  |
| Piers   |     | -               | -                   | -               | -              | -             | -             | -            | -              | -                  |
| Revetments  |     | -               | -                   | -               | -              | -             | -             | -            | -              | -                  |
| Promenades  |     | -               | -                   | -               | -              | -             | -             | -            | -              | -                  |

Choose name from list - Supporting Table SC13a Monthly Budget Statement - capital expenditure on new assets by asset class - M09 - March

| Description                                  | Ref | 2024/25         | Budget Year 2025/26 |                 |                |               |               |              |                |                    |
|--|-----|-----------------|---------------------|-----------------|----------------|---------------|---------------|--------------|----------------|--------------------|
|  |     | Audited Outcome | Original Budget     | Adjusted Budget | Monthly actual | YearTD actual | YearTD budget | YTD variance | YTD variance % | Full Year Forecast |
| <b>R thousands</b>                           | 1   |                 |                     |                 |                |               |               |              |                |                    |
| Capital Spares                               |     | -               | -                   | -               | -              | -             | -             | -            |                | -                  |
| Information and Communication Infrastructure |     | -               | -                   | -               | -              | -             | -             | -            |                | -                  |
| Data Centres                                 |     | -               | -                   | -               | -              | -             | -             | -            |                | -                  |
| Core Layers                                  |     | -               | -                   | -               | -              | -             | -             | -            |                | -                  |
| Distribution Layers                          |     | -               | -                   | -               | -              | -             | -             | -            |                | -                  |
| Capital Spares                               |     | -               | -                   | -               | -              | -             | -             | -            |                | -                  |
| <b>Community Assets</b>                      |     | <b>18 478</b>   | <b>29 966</b>       | <b>22 638</b>   | <b>5 179</b>   | <b>21 214</b> | <b>21 179</b> | <b>(34)</b>  | <b>-0.2%</b>   | <b>22 638</b>      |
| Community Facilities                         |     | 5 128           | 8 717               | 1 389           | -              | 389           | 5 243         | 4 854        | 92.6%          | 1 389              |
| Halls  |     | 5 128           | 5 500               | 200             | -              | -             | 2 765         | (2 765)      | (0)            | 200                |
| Centres                                      |     | -               | -                   | -               | -              | -             | -             | -            |                | -                  |
| Crèches                                      |     | -               | -                   | -               | -              | -             | -             | -            |                | -                  |
| Clinics/Care Centres                         |     | -               | -                   | -               | -              | -             | -             | -            |                | -                  |
| Fire/Ambulance Stations                      |     | -               | -                   | -               | -              | -             | -             | -            |                | -                  |
| Testing Stations                             |     | -               | -                   | -               | -              | -             | -             | -            |                | -                  |
| Museums                                      |     | -               | -                   | -               | -              | -             | -             | -            |                | -                  |
| Galleries                                    |     | -               | -                   | -               | -              | -             | -             | -            |                | -                  |
| Theatres                                     |     | -               | -                   | -               | -              | -             | -             | -            |                | -                  |
| Libraries                                    |     | -               | -                   | -               | -              | -             | -             | -            |                | -                  |
| Cemeteries/Crematoria                        |     | -               | 1 217               | 389             | -              | 389           | 698           | (309)        | (0)            | 389                |
| Police                                       |     | -               | -                   | -               | -              | -             | -             | -            |                | -                  |
| Purls  |     | -               | -                   | -               | -              | -             | -             | -            |                | -                  |
| Public Open Space                            |     | -               | -                   | -               | -              | -             | -             | -            |                | -                  |
| Nature Reserves                              |     | -               | 2 000               | 800             | -              | -             | 1 780         | (1 780)      | (0)            | 800                |
| Public Ablution Facilities                   |     | -               | -                   | -               | -              | -             | -             | -            |                | -                  |
| Markets                                      |     | -               | -                   | -               | -              | -             | -             | -            |                | -                  |
| Stalls                                       |     | -               | -                   | -               | -              | -             | -             | -            |                | -                  |
| Abattoirs                                    |     | -               | -                   | -               | -              | -             | -             | -            |                | -                  |
| Airports                                     |     | -               | -                   | -               | -              | -             | -             | -            |                | -                  |
| Taxi Ranks/Bus Terminals                     |     | -               | -                   | -               | -              | -             | -             | -            |                | -                  |
| Capital Spares                               |     | -               | -                   | -               | -              | -             | -             | -            |                | -                  |
| Sport and Recreation Facilities              |     | 13 350          | 21 249              | 21 249          | 5 179          | 20 825        | 15 937        | (4 888)      | -30.7%         | 21 249             |
| Indoor Facilities                            |     | 13 350          | 21 249              | 21 249          | 5 179          | 20 825        | 15 937        | 4 888        | 0              | 21 249             |
| Outdoor Facilities                           |     | -               | -                   | -               | -              | -             | -             | -            |                | -                  |
| Capital Spares                               |     | -               | -                   | -               | -              | -             | -             | -            |                | -                  |
| <b>Heritage assets</b>                       |     | -               | -                   | -               | -              | -             | -             | -            |                | -                  |
| Monuments                                    |     | -               | -                   | -               | -              | -             | -             | -            |                | -                  |
| Historic Buildings                           |     | -               | -                   | -               | -              | -             | -             | -            |                | -                  |
| Works of Art                                 |     | -               | -                   | -               | -              | -             | -             | -            |                | -                  |
| Conservation Areas                           |     | -               | -                   | -               | -              | -             | -             | -            |                | -                  |
| Other Heritage                               |     | -               | -                   | -               | -              | -             | -             | -            |                | -                  |
| <b>Investment properties</b>                 |     | -               | -                   | -               | -              | -             | -             | -            |                | -                  |
| Revenue Generating                           |     | -               | -                   | -               | -              | -             | -             | -            |                | -                  |
| Improved Property                            |     | -               | -                   | -               | -              | -             | -             | -            |                | -                  |
| Unimproved Property                          |     | -               | -                   | -               | -              | -             | -             | -            |                | -                  |
| Non-revenue Generating                       |     | -               | -                   | -               | -              | -             | -             | -            |                | -                  |
| Improved Property                            |     | -               | -                   | -               | -              | -             | -             | -            |                | -                  |
| Unimproved Property                          |     | -               | -                   | -               | -              | -             | -             | -            |                | -                  |
| <b>Other assets</b>                          |     | <b>45 485</b>   | -                   | -               | -              | -             | -             | -            |                | -                  |
| Operational Buildings                        |     | -               | -                   | -               | -              | -             | -             | -            |                | -                  |
| Municipal Offices                            |     | -               | -                   | -               | -              | -             | -             | -            |                | -                  |
| Pay/Enquiry Points                           |     | -               | -                   | -               | -              | -             | -             | -            |                | -                  |
| Building Plan Offices                        |     | -               | -                   | -               | -              | -             | -             | -            |                | -                  |
| Workshops                                    |     | -               | -                   | -               | -              | -             | -             | -            |                | -                  |
| Yards  |     | -               | -                   | -               | -              | -             | -             | -            |                | -                  |
| Stores                                       |     | -               | -                   | -               | -              | -             | -             | -            |                | -                  |
| Laboratories                                 |     | -               | -                   | -               | -              | -             | -             | -            |                | -                  |
| Training Centres                             |     | -               | -                   | -               | -              | -             | -             | -            |                | -                  |
| Manufacturing Plant                          |     | -               | -                   | -               | -              | -             | -             | -            |                | -                  |
| Depots                                       |     | -               | -                   | -               | -              | -             | -             | -            |                | -                  |
| Capital Spares                               |     | -               | -                   | -               | -              | -             | -             | -            |                | -                  |
| Housing                                      |     | 45 485          | -                   | -               | -              | -             | -             | -            |                | -                  |

Choose name from list - Supporting Table SC13a Monthly Budget Statement - capital expenditure on new assets by asset class - M09 - March

| Description                                     | Ref | 2024/25         | Budget Year 2025/26 |                 |                |               |               |              |                |                    |
|---|-----|-----------------|---------------------|-----------------|----------------|---------------|---------------|--------------|----------------|--------------------|
|   |     | Audited Outcome | Original Budget     | Adjusted Budget | Monthly actual | YearTD actual | YearTD budget | YTD variance | YTD variance % | Full Year Forecast |
| <b>R thousands</b>                              | 1   |                 |                     |                 |                |               |               |              |                |                    |
| Staff Housing                                   |     | -               | -                   | -               | -              | -             | -             | -            | -              | -                  |
| Social Housing                                  |     | 45 485          | -                   | -               | -              | -             | -             | -            | -              | -                  |
| Capital Spares                                  |     | -               | -                   | -               | -              | -             | -             | -            | -              | -                  |
| <b>Biological or Cultivated Assets</b>          |     | -               | -                   | -               | -              | -             | -             | -            | -              | -                  |
| Biological or Cultivated Assets                 |     | -               | -                   | -               | -              | -             | -             | -            | -              | -                  |
| <b>Intangible Assets</b>                        |     | -               | -                   | -               | -              | -             | -             | -            | -              | -                  |
| Servitudes                                      |     | -               | -                   | -               | -              | -             | -             | -            | -              | -                  |
| Licences and Rights                             |     | -               | -                   | -               | -              | -             | -             | -            | -              | -                  |
| Water Rights                                    |     | -               | -                   | -               | -              | -             | -             | -            | -              | -                  |
| Effluent Licenses                               |     | -               | -                   | -               | -              | -             | -             | -            | -              | -                  |
| Solid Waste Licenses                            |     | -               | -                   | -               | -              | -             | -             | -            | -              | -                  |
| Computer Software and Applications              |     | -               | -                   | -               | -              | -             | -             | -            | -              | -                  |
| Load Settlement Software Applications           |     | -               | -                   | -               | -              | -             | -             | -            | -              | -                  |
| Unspecified                                     |     | -               | -                   | -               | -              | -             | -             | -            | -              | -                  |
| <b>Computer Equipment</b>                       |     | 9 726           | 6 000               | 3 300           | (1 978)        | 318           | 3 798         | 3 480        | 91.6%          | 3 300              |
| Computer Equipment                              |     | 9 726           | 6 000               | 3 300           | (1 978)        | 318           | 3 798         | (3 480)      | (0)            | 3 300              |
| <b>Furniture and Office Equipment</b>           |     | 1 351           | 1 100               | 2 210           | -              | 1 608         | 1 114         | (494)        | -44.4%         | 2 210              |
| Furniture and Office Equipment                  |     | 1 351           | 1 100               | 2 210           | -              | 1 608         | 1 114         | 494          | 0              | 2 210              |
| <b>Machinery and Equipment</b>                  |     | 7 410           | 400                 | 400             | -              | 191           | 300           | 109          | 36.4%          | 400                |
| Machinery and Equipment                         |     | 7 410           | 400                 | 400             | -              | 191           | 300           | (109)        | (0)            | 400                |
| <b>Transport Assets</b>                         |     | 772             | 100                 | -               | -              | -             | 49            | 49           | 100.0%         | -                  |
| Transport Assets                                |     | 772             | 100                 | -               | -              | -             | 49            | (49)         | (0)            | -                  |
| <b>Land</b>                                     |     | -               | -                   | -               | -              | -             | -             | -            | -              | -                  |
| Land  |     | -               | -                   | -               | -              | -             | -             | -            | -              | -                  |
| <b>Zoo's, Marine and Non-biological Animals</b> |     | -               | -                   | -               | -              | -             | -             | -            | -              | -                  |
| Zoo's, Marine and Non-biological Animals        |     | -               | -                   | -               | -              | -             | -             | -            | -              | -                  |
| <b>Living resources</b>                         |     | -               | -                   | -               | -              | -             | -             | -            | -              | -                  |
| Mature  |     | -               | -                   | -               | -              | -             | -             | -            | -              | -                  |
| Policing and Protection                         |     | -               | -                   | -               | -              | -             | -             | -            | -              | -                  |
| Zoological plants and animals                   |     | -               | -                   | -               | -              | -             | -             | -            | -              | -                  |
| Immature  |     | -               | -                   | -               | -              | -             | -             | -            | -              | -                  |
| Policing and Protection                         |     | -               | -                   | -               | -              | -             | -             | -            | -              | -                  |
| Zoological plants and animals                   |     | -               | -                   | -               | -              | -             | -             | -            | -              | -                  |
| <b>Total Capital Expenditure on new assets</b>  | 1   | 208 478         | 156 054             | 156 107         | (17 205)       | 102 557       | 91 502        | (11 055)     | -12.1%         | 156 107            |

Choose name from list - Supporting Table SC13b Monthly Budget Statement - capital expenditure on renewal of existing assets by asset class - M09 - March

| Description   | Ref | 2024/25         | Budget Year 2025/26 |                 |                |               |               |              |                |                    |
|---|-----|-----------------|---------------------|-----------------|----------------|---------------|---------------|--------------|----------------|--------------------|
|   |     | Audited Outcome | Original Budget     | Adjusted Budget | Monthly actual | YearTD actual | YearTD budget | YTD variance | YTD variance % | Full Year Forecast |
| <b>R thousands</b>  | 1   |                 |                     |                 |                |               |               |              |                |                    |
| <b>Capital expenditure on renewal of existing assets by Asset Class/Sub-class</b> |     |                 |                     |                 |                |               |               |              |                |                    |
| <b>Infrastructure</b>   |     | 21 696          | 29 952              | 16 696          | (16 705)       | 10 419        | 9 208         | (1 211)      | -13.2%         | 16 696             |
| Roads Infrastructure  |     | 21 696          | 29 952              | 16 696          | (16 705)       | 10 419        | 9 208         | (1 211)      | -13.2%         | 16 696             |
| Roads   |     | 7 555           | 21 952              | 8 696           | (21 063)       | 4 778         | 3 208         | 1 570        | 0              | 8 696              |
| Road Structures   |     | 14 140          | 8 000               | 8 000           | 4 359          | 5 641         | 6 000         | (359)        | (0)            | 8 000              |
| Road Furniture  |     | -               | -                   | -               | -              | -             | -             | -            | -              | -                  |
| Capital Spares  |     | -               | -                   | -               | -              | -             | -             | -            | -              | -                  |
| Storm water Infrastructure  |     | -               | -                   | -               | -              | -             | -             | -            | -              | -                  |
| Drainage Collection   |     | -               | -                   | -               | -              | -             | -             | -            | -              | -                  |
| Storm water Conveyance  |     | -               | -                   | -               | -              | -             | -             | -            | -              | -                  |
| Attenuation   |     | -               | -                   | -               | -              | -             | -             | -            | -              | -                  |
| Electrical Infrastructure   |     | -               | -                   | -               | -              | -             | -             | -            | -              | -                  |
| Power Plants  |     | -               | -                   | -               | -              | -             | -             | -            | -              | -                  |
| HV Substations  |     | -               | -                   | -               | -              | -             | -             | -            | -              | -                  |
| HV Switching Station  |     | -               | -                   | -               | -              | -             | -             | -            | -              | -                  |
| HV Transmission Conductors  |     | -               | -                   | -               | -              | -             | -             | -            | -              | -                  |
| MV Substations  |     | -               | -                   | -               | -              | -             | -             | -            | -              | -                  |
| MV Switching Stations   |     | -               | -                   | -               | -              | -             | -             | -            | -              | -                  |
| MV Networks   |     | -               | -                   | -               | -              | -             | -             | -            | -              | -                  |
| LV Networks   |     | -               | -                   | -               | -              | -             | -             | -            | -              | -                  |
| Capital Spares  |     | -               | -                   | -               | -              | -             | -             | -            | -              | -                  |
| Water Supply Infrastructure   |     | -               | -                   | -               | -              | -             | -             | -            | -              | -                  |
| Dams and Weirs  |     | -               | -                   | -               | -              | -             | -             | -            | -              | -                  |
| Boreholes   |     | -               | -                   | -               | -              | -             | -             | -            | -              | -                  |
| Reservoirs  |     | -               | -                   | -               | -              | -             | -             | -            | -              | -                  |
| Pump Stations   |     | -               | -                   | -               | -              | -             | -             | -            | -              | -                  |
| Water Treatment Works   |     | -               | -                   | -               | -              | -             | -             | -            | -              | -                  |
| Bulk Mains  |     | -               | -                   | -               | -              | -             | -             | -            | -              | -                  |
| Distribution  |     | -               | -                   | -               | -              | -             | -             | -            | -              | -                  |
| Distribution Points   |     | -               | -                   | -               | -              | -             | -             | -            | -              | -                  |
| PRV Stations  |     | -               | -                   | -               | -              | -             | -             | -            | -              | -                  |
| Capital Spares  |     | -               | -                   | -               | -              | -             | -             | -            | -              | -                  |
| Sanitation Infrastructure   |     | -               | -                   | -               | -              | -             | -             | -            | -              | -                  |
| Pump Station  |     | -               | -                   | -               | -              | -             | -             | -            | -              | -                  |
| Reticulation  |     | -               | -                   | -               | -              | -             | -             | -            | -              | -                  |
| Waste Water Treatment Works   |     | -               | -                   | -               | -              | -             | -             | -            | -              | -                  |
| Outfall Sewers  |     | -               | -                   | -               | -              | -             | -             | -            | -              | -                  |
| Toilet Facilities   |     | -               | -                   | -               | -              | -             | -             | -            | -              | -                  |
| Capital Spares  |     | -               | -                   | -               | -              | -             | -             | -            | -              | -                  |
| Solid Waste Infrastructure  |     | -               | -                   | -               | -              | -             | -             | -            | -              | -                  |
| Landfill Sites  |     | -               | -                   | -               | -              | -             | -             | -            | -              | -                  |
| Waste Transfer Stations   |     | -               | -                   | -               | -              | -             | -             | -            | -              | -                  |
| Waste Processing Facilities   |     | -               | -                   | -               | -              | -             | -             | -            | -              | -                  |
| Waste Drop-off Points   |     | -               | -                   | -               | -              | -             | -             | -            | -              | -                  |
| Waste Separation Facilities   |     | -               | -                   | -               | -              | -             | -             | -            | -              | -                  |
| Electricity Generation Facilities   |     | -               | -                   | -               | -              | -             | -             | -            | -              | -                  |
| Capital Spares  |     | -               | -                   | -               | -              | -             | -             | -            | -              | -                  |
| Rail Infrastructure   |     | -               | -                   | -               | -              | -             | -             | -            | -              | -                  |
| Rail Lines  |     | -               | -                   | -               | -              | -             | -             | -            | -              | -                  |
| Rail Structures   |     | -               | -                   | -               | -              | -             | -             | -            | -              | -                  |
| Rail Furniture  |     | -               | -                   | -               | -              | -             | -             | -            | -              | -                  |
| Drainage Collection   |     | -               | -                   | -               | -              | -             | -             | -            | -              | -                  |
| Storm water Conveyance  |     | -               | -                   | -               | -              | -             | -             | -            | -              | -                  |
| Attenuation   |     | -               | -                   | -               | -              | -             | -             | -            | -              | -                  |
| MV Substations  |     | -               | -                   | -               | -              | -             | -             | -            | -              | -                  |
| LV Networks   |     | -               | -                   | -               | -              | -             | -             | -            | -              | -                  |
| Capital Spares  |     | -               | -                   | -               | -              | -             | -             | -            | -              | -                  |
| Coastal Infrastructure  |     | -               | -                   | -               | -              | -             | -             | -            | -              | -                  |
| Sand Pumps  |     | -               | -                   | -               | -              | -             | -             | -            | -              | -                  |
| Piers   |     | -               | -                   | -               | -              | -             | -             | -            | -              | -                  |
| Revetments  |     | -               | -                   | -               | -              | -             | -             | -            | -              | -                  |
| Promenades  |     | -               | -                   | -               | -              | -             | -             | -            | -              | -                  |
| Capital Spares  |     | -               | -                   | -               | -              | -             | -             | -            | -              | -                  |
| Information and Communication Infrastructure                                      |     | -               | -                   | -               | -              | -             | -             | -            | -              | -                  |
| Data Centres  |     | -               | -                   | -               | -              | -             | -             | -            | -              | -                  |
| Core Layers   |     | -               | -                   | -               | -              | -             | -             | -            | -              | -                  |

Choose name from list - Supporting Table SC13b Monthly Budget Statement - capital expenditure on renewal of existing assets by asset class - M09 - March

| Description                            | Ref | 2024/25         | Budget Year 2025/26 |                 |                |               |               |              |                |                    |
|--|-----|-----------------|---------------------|-----------------|----------------|---------------|---------------|--------------|----------------|--------------------|
|  |     | Audited Outcome | Original Budget     | Adjusted Budget | Monthly actual | YearTD actual | YearTD budget | YTD variance | YTD variance % | Full Year Forecast |
| <b>R thousands</b>                     | 1   |                 |                     |                 |                |               |               |              |                |                    |
| Distribution Layers                    |     | -               | -                   | -               | -              | -             | -             | -            | -              | -                  |
| Capital Spares                         |     | -               | -                   | -               | -              | -             | -             | -            | -              | -                  |
| <b>Community Assets</b>                |     | 3 535           | -                   | -               | -              | -             | -             | -            | -              | -                  |
| Community Facilities                   |     | 3 535           | -                   | -               | -              | -             | -             | -            | -              | -                  |
| Halls                                  |     | 3 535           | -                   | -               | -              | -             | -             | -            | -              | -                  |
| Centres                                |     | -               | -                   | -               | -              | -             | -             | -            | -              | -                  |
| Crèches                                |     | -               | -                   | -               | -              | -             | -             | -            | -              | -                  |
| Clinics/Care Centres                   |     | -               | -                   | -               | -              | -             | -             | -            | -              | -                  |
| Fire/Ambulance Stations                |     | -               | -                   | -               | -              | -             | -             | -            | -              | -                  |
| Testing Stations                       |     | -               | -                   | -               | -              | -             | -             | -            | -              | -                  |
| Museums                                |     | -               | -                   | -               | -              | -             | -             | -            | -              | -                  |
| Galleries                              |     | -               | -                   | -               | -              | -             | -             | -            | -              | -                  |
| Theatres                               |     | -               | -                   | -               | -              | -             | -             | -            | -              | -                  |
| Libraries                              |     | -               | -                   | -               | -              | -             | -             | -            | -              | -                  |
| Cemeteries/Crematoria                  |     | -               | -                   | -               | -              | -             | -             | -            | -              | -                  |
| Police                                 |     | -               | -                   | -               | -              | -             | -             | -            | -              | -                  |
| Parks                                  |     | -               | -                   | -               | -              | -             | -             | -            | -              | -                  |
| Public Open Space                      |     | -               | -                   | -               | -              | -             | -             | -            | -              | -                  |
| Nature Reserves                        |     | -               | -                   | -               | -              | -             | -             | -            | -              | -                  |
| Public Ablution Facilities             |     | -               | -                   | -               | -              | -             | -             | -            | -              | -                  |
| Markets                                |     | -               | -                   | -               | -              | -             | -             | -            | -              | -                  |
| Stalls                                 |     | -               | -                   | -               | -              | -             | -             | -            | -              | -                  |
| Abattoirs                              |     | -               | -                   | -               | -              | -             | -             | -            | -              | -                  |
| Airports                               |     | -               | -                   | -               | -              | -             | -             | -            | -              | -                  |
| Taxi Ranks/Bus Terminals               |     | -               | -                   | -               | -              | -             | -             | -            | -              | -                  |
| Capital Spares                         |     | -               | -                   | -               | -              | -             | -             | -            | -              | -                  |
| Sport and Recreation Facilities        |     | -               | -                   | -               | -              | -             | -             | -            | -              | -                  |
| Indoor Facilities                      |     | -               | -                   | -               | -              | -             | -             | -            | -              | -                  |
| Outdoor Facilities                     |     | -               | -                   | -               | -              | -             | -             | -            | -              | -                  |
| Capital Spares                         |     | -               | -                   | -               | -              | -             | -             | -            | -              | -                  |
| <b>Heritage assets</b>                 |     | -               | -                   | -               | -              | -             | -             | -            | -              | -                  |
| Monuments                              |     | -               | -                   | -               | -              | -             | -             | -            | -              | -                  |
| Historic Buildings                     |     | -               | -                   | -               | -              | -             | -             | -            | -              | -                  |
| Works of Art                           |     | -               | -                   | -               | -              | -             | -             | -            | -              | -                  |
| Conservation Areas                     |     | -               | -                   | -               | -              | -             | -             | -            | -              | -                  |
| Other Heritage                         |     | -               | -                   | -               | -              | -             | -             | -            | -              | -                  |
| <b>Investment properties</b>           |     | -               | -                   | -               | -              | -             | -             | -            | -              | -                  |
| Revenue Generating                     |     | -               | -                   | -               | -              | -             | -             | -            | -              | -                  |
| Improved Property                      |     | -               | -                   | -               | -              | -             | -             | -            | -              | -                  |
| Unimproved Property                    |     | -               | -                   | -               | -              | -             | -             | -            | -              | -                  |
| Non-revenue Generating                 |     | -               | -                   | -               | -              | -             | -             | -            | -              | -                  |
| Improved Property                      |     | -               | -                   | -               | -              | -             | -             | -            | -              | -                  |
| Unimproved Property                    |     | -               | -                   | -               | -              | -             | -             | -            | -              | -                  |
| <b>Other assets</b>                    |     | 1 564           | -                   | -               | -              | -             | -             | -            | -              | -                  |
| Operational Buildings                  |     | 1 564           | -                   | -               | -              | -             | -             | -            | -              | -                  |
| Municipal Offices                      |     | 1 564           | -                   | -               | -              | -             | -             | -            | -              | -                  |
| Pay/Enquiry Points                     |     | -               | -                   | -               | -              | -             | -             | -            | -              | -                  |
| Building Plan Offices                  |     | -               | -                   | -               | -              | -             | -             | -            | -              | -                  |
| Workshops                              |     | -               | -                   | -               | -              | -             | -             | -            | -              | -                  |
| Yards                                  |     | -               | -                   | -               | -              | -             | -             | -            | -              | -                  |
| Stores                                 |     | -               | -                   | -               | -              | -             | -             | -            | -              | -                  |
| Laboratories                           |     | -               | -                   | -               | -              | -             | -             | -            | -              | -                  |
| Training Centres                       |     | -               | -                   | -               | -              | -             | -             | -            | -              | -                  |
| Manufacturing Plant                    |     | -               | -                   | -               | -              | -             | -             | -            | -              | -                  |
| Depots                                 |     | -               | -                   | -               | -              | -             | -             | -            | -              | -                  |
| Capital Spares                         |     | -               | -                   | -               | -              | -             | -             | -            | -              | -                  |
| Housing                                |     | -               | -                   | -               | -              | -             | -             | -            | -              | -                  |
| Staff Housing                          |     | -               | -                   | -               | -              | -             | -             | -            | -              | -                  |
| Social Housing                         |     | -               | -                   | -               | -              | -             | -             | -            | -              | -                  |
| Capital Spares                         |     | -               | -                   | -               | -              | -             | -             | -            | -              | -                  |
| <b>Biological or Cultivated Assets</b> |     | -               | -                   | -               | -              | -             | -             | -            | -              | -                  |
| Biological or Cultivated Assets        |     | -               | -                   | -               | -              | -             | -             | -            | -              | -                  |
| <b>Intangible Assets</b>               |     | -               | -                   | -               | -              | -             | -             | -            | -              | -                  |
| Servitudes                             |     | -               | -                   | -               | -              | -             | -             | -            | -              | -                  |

Choose name from list - Supporting Table SC13b Monthly Budget Statement - capital expenditure on renewal of existing assets by asset class - M09 - March

| Description  | Ref | 2024/25         | Budget Year 2025/26 |                 |                |               |               |              |                |                    |
|--|-----|-----------------|---------------------|-----------------|----------------|---------------|---------------|--------------|----------------|--------------------|
|  |     | Audited Outcome | Original Budget     | Adjusted Budget | Monthly actual | YearTD actual | YearTD budget | YTD variance | YTD variance % | Full Year Forecast |
| <b>R thousands</b>   | 1   |                 |                     |                 |                |               |               |              |                |                    |
| Licences and Rights  |     | -               | -                   | -               | -              | -             | -             | -            | -              | -                  |
| <i>Water Rights</i>  |     | -               | -                   | -               | -              | -             | -             | -            | -              | -                  |
| <i>Effluent Licenses</i>                                       |     | -               | -                   | -               | -              | -             | -             | -            | -              | -                  |
| <i>Solid Waste Licenses</i>                                    |     | -               | -                   | -               | -              | -             | -             | -            | -              | -                  |
| <i>Computer Software and Applications</i>                      |     | -               | -                   | -               | -              | -             | -             | -            | -              | -                  |
| <i>Load Settlement Software Applications</i>                   |     | -               | -                   | -               | -              | -             | -             | -            | -              | -                  |
| <i>Unspecified</i>   |     | -               | -                   | -               | -              | -             | -             | -            | -              | -                  |
| <b>Computer Equipment</b>                                      |     | -               | -                   | -               | -              | -             | -             | -            | -              | -                  |
| Computer Equipment   |     | -               | -                   | -               | -              | -             | -             | -            | -              | -                  |
| <b>Furniture and Office Equipment</b>                          |     | -               | -                   | -               | -              | -             | -             | -            | -              | -                  |
| Furniture and Office Equipment                                 |     | -               | -                   | -               | -              | -             | -             | -            | -              | -                  |
| <b>Machinery and Equipment</b>                                 |     | -               | -                   | -               | -              | -             | -             | -            | -              | -                  |
| Machinery and Equipment  |     | -               | -                   | -               | -              | -             | -             | -            | -              | -                  |
| <b>Transport Assets</b>  |     | -               | -                   | -               | -              | -             | -             | -            | -              | -                  |
| Transport Assets   |     | -               | -                   | -               | -              | -             | -             | -            | -              | -                  |
| <b>Land</b>  |     | -               | -                   | -               | -              | -             | -             | -            | -              | -                  |
| Land   |     | -               | -                   | -               | -              | -             | -             | -            | -              | -                  |
| <b>Zoo's, Marine and Non-biological Animals</b>                |     | -               | -                   | -               | -              | -             | -             | -            | -              | -                  |
| Zoo's, Marine and Non-biological Animals                       |     | -               | -                   | -               | -              | -             | -             | -            | -              | -                  |
| <b>Living resources</b>  |     | -               | -                   | -               | -              | -             | -             | -            | -              | -                  |
| Mature   |     | -               | -                   | -               | -              | -             | -             | -            | -              | -                  |
| <i>Policing and Protection</i>                                 |     | -               | -                   | -               | -              | -             | -             | -            | -              | -                  |
| <i>Zoological plants and animals</i>                           |     | -               | -                   | -               | -              | -             | -             | -            | -              | -                  |
| Immature   |     | -               | -                   | -               | -              | -             | -             | -            | -              | -                  |
| <i>Policing and Protection</i>                                 |     | -               | -                   | -               | -              | -             | -             | -            | -              | -                  |
| <i>Zoological plants and animals</i>                           |     | -               | -                   | -               | -              | -             | -             | -            | -              | -                  |
| <b>Total Capital Expenditure on renewal of existing assets</b> | 1   | 26 794          | 29 952              | 16 696          | (16 705)       | 10 419        | 9 208         | (1 211)      | -13.2%         | 16 696             |

Choose name from list - Supporting Table SC13c Monthly Budget Statement - expenditure on repairs and maintenance by asset class - M09 - March

| Description   | Ref | 2024/25         | Budget Year 2025/26 |                 |                |               |               |              |                |                    |
|---|-----|-----------------|---------------------|-----------------|----------------|---------------|---------------|--------------|----------------|--------------------|
|   |     | Audited Outcome | Original Budget     | Adjusted Budget | Monthly actual | YearTD actual | YearTD budget | YTD variance | YTD variance % | Full Year Forecast |
| <b>R thousands</b>  | 1   |                 |                     |                 |                |               |               |              |                |                    |
| <b>Repairs and maintenance expenditure by Asset Class/Sub-class</b> |     |                 |                     |                 |                |               |               |              |                |                    |
| <b>Infrastructure</b>   |     | 7 058           | 7 250               | 10 750          | 89             | 8 256         | 6 348         | (1 908)      | -30.1%         | 10 750             |
| Roads Infrastructure  |     | 6 154           | 6 500               | 9 500           | 89             | 7 487         | 5 655         | (1 832)      | -32.4%         | 9 500              |
| Roads   |     | -               | -                   | -               | -              | -             | -             | -            | -              | -                  |
| Road Structures   |     | 6 154           | 6 500               | 9 500           | 89             | 7 487         | 5 655         | 1 832        | 0              | 9 500              |
| Road Furniture  |     | -               | -                   | -               | -              | -             | -             | -            | -              | -                  |
| Capital Spares  |     | -               | -                   | -               | -              | -             | -             | -            | -              | -                  |
| Storm water Infrastructure  |     | -               | -                   | -               | -              | -             | -             | -            | -              | -                  |
| Drainage Collection   |     | -               | -                   | -               | -              | -             | -             | -            | -              | -                  |
| Storm water Conveyance  |     | -               | -                   | -               | -              | -             | -             | -            | -              | -                  |
| Attenuation   |     | -               | -                   | -               | -              | -             | -             | -            | -              | -                  |
| Electrical Infrastructure   |     | 903             | 750                 | 1 250           | -              | 769           | 693           | (76)         | -11.0%         | 1 250              |
| Power Plants  |     | -               | -                   | -               | -              | -             | -             | -            | -              | -                  |
| HV Substations  |     | -               | -                   | -               | -              | -             | -             | -            | -              | -                  |
| HV Switching Station  |     | -               | -                   | -               | -              | -             | -             | -            | -              | -                  |
| HV Transmission Conductors  |     | -               | -                   | -               | -              | -             | -             | -            | -              | -                  |
| MV Substations  |     | -               | -                   | -               | -              | -             | -             | -            | -              | -                  |
| MV Switching Stations   |     | -               | -                   | -               | -              | -             | -             | -            | -              | -                  |
| MV Networks   |     | -               | -                   | -               | -              | -             | -             | -            | -              | -                  |
| LV Networks   |     | 903             | 750                 | 1 250           | -              | 769           | 693           | 76           | 0              | 1 250              |
| Capital Spares  |     | -               | -                   | -               | -              | -             | -             | -            | -              | -                  |
| Water Supply Infrastructure   |     | -               | -                   | -               | -              | -             | -             | -            | -              | -                  |
| Dams and Weirs  |     | -               | -                   | -               | -              | -             | -             | -            | -              | -                  |
| Boreholes   |     | -               | -                   | -               | -              | -             | -             | -            | -              | -                  |
| Reservoirs  |     | -               | -                   | -               | -              | -             | -             | -            | -              | -                  |
| Pump Stations   |     | -               | -                   | -               | -              | -             | -             | -            | -              | -                  |
| Water Treatment Works   |     | -               | -                   | -               | -              | -             | -             | -            | -              | -                  |
| Bulk Mains  |     | -               | -                   | -               | -              | -             | -             | -            | -              | -                  |
| Distribution  |     | -               | -                   | -               | -              | -             | -             | -            | -              | -                  |
| Distribution Points   |     | -               | -                   | -               | -              | -             | -             | -            | -              | -                  |
| PRV Stations  |     | -               | -                   | -               | -              | -             | -             | -            | -              | -                  |
| Capital Spares  |     | -               | -                   | -               | -              | -             | -             | -            | -              | -                  |
| Sanitation Infrastructure   |     | -               | -                   | -               | -              | -             | -             | -            | -              | -                  |
| Pump Station  |     | -               | -                   | -               | -              | -             | -             | -            | -              | -                  |
| Reticulation  |     | -               | -                   | -               | -              | -             | -             | -            | -              | -                  |
| Waste Water Treatment Works   |     | -               | -                   | -               | -              | -             | -             | -            | -              | -                  |
| Outfall Sewers  |     | -               | -                   | -               | -              | -             | -             | -            | -              | -                  |
| Toilet Facilities   |     | -               | -                   | -               | -              | -             | -             | -            | -              | -                  |
| Capital Spares  |     | -               | -                   | -               | -              | -             | -             | -            | -              | -                  |
| Solid Waste Infrastructure  |     | -               | -                   | -               | -              | -             | -             | -            | -              | -                  |
| Landfill Sites  |     | -               | -                   | -               | -              | -             | -             | -            | -              | -                  |
| Waste Transfer Stations   |     | -               | -                   | -               | -              | -             | -             | -            | -              | -                  |
| Waste Processing Facilities   |     | -               | -                   | -               | -              | -             | -             | -            | -              | -                  |
| Waste Drop-off Points   |     | -               | -                   | -               | -              | -             | -             | -            | -              | -                  |
| Waste Separation Facilities   |     | -               | -                   | -               | -              | -             | -             | -            | -              | -                  |
| Electricity Generation Facilities                                   |     | -               | -                   | -               | -              | -             | -             | -            | -              | -                  |
| Capital Spares  |     | -               | -                   | -               | -              | -             | -             | -            | -              | -                  |
| Rail Infrastructure   |     | -               | -                   | -               | -              | -             | -             | -            | -              | -                  |
| Rail Lines  |     | -               | -                   | -               | -              | -             | -             | -            | -              | -                  |
| Rail Structures   |     | -               | -                   | -               | -              | -             | -             | -            | -              | -                  |
| Rail Furniture  |     | -               | -                   | -               | -              | -             | -             | -            | -              | -                  |
| Drainage Collection   |     | -               | -                   | -               | -              | -             | -             | -            | -              | -                  |
| Storm water Conveyance  |     | -               | -                   | -               | -              | -             | -             | -            | -              | -                  |
| Attenuation   |     | -               | -                   | -               | -              | -             | -             | -            | -              | -                  |
| MV Substations  |     | -               | -                   | -               | -              | -             | -             | -            | -              | -                  |
| LV Networks   |     | -               | -                   | -               | -              | -             | -             | -            | -              | -                  |
| Capital Spares  |     | -               | -                   | -               | -              | -             | -             | -            | -              | -                  |
| Coastal Infrastructure  |     | -               | -                   | -               | -              | -             | -             | -            | -              | -                  |
| Sand Pumps  |     | -               | -                   | -               | -              | -             | -             | -            | -              | -                  |
| Piers   |     | -               | -                   | -               | -              | -             | -             | -            | -              | -                  |
| Revetments  |     | -               | -                   | -               | -              | -             | -             | -            | -              | -                  |
| Promenades  |     | -               | -                   | -               | -              | -             | -             | -            | -              | -                  |
| Capital Spares  |     | -               | -                   | -               | -              | -             | -             | -            | -              | -                  |
| Information and Communication Infrastructure                        |     | -               | -                   | -               | -              | -             | -             | -            | -              | -                  |
| Data Centres  |     | -               | -                   | -               | -              | -             | -             | -            | -              | -                  |
| Core Layers   |     | -               | -                   | -               | -              | -             | -             | -            | -              | -                  |

Choose name from list - Supporting Table SC13c Monthly Budget Statement - expenditure on repairs and maintenance by asset class - M09 - March

| Description                            | Ref | 2024/25         | Budget Year 2025/26 |                 |                |               |               |              |                |                    |
|--|-----|-----------------|---------------------|-----------------|----------------|---------------|---------------|--------------|----------------|--------------------|
|  |     | Audited Outcome | Original Budget     | Adjusted Budget | Monthly actual | YearTD actual | YearTD budget | YTD variance | YTD variance % | Full Year Forecast |
| <b>R thousands</b>                     | 1   |                 |                     |                 |                |               |               |              |                |                    |
| Distribution Layers                    |     | -               | -                   | -               | -              | -             | -             | -            |                | -                  |
| Capital Spares                         |     | -               | -                   | -               | -              | -             | -             | -            |                | -                  |
| <b>Community Assets</b>                |     | 250             | 500                 | 500             | 90             | 311           | 375           | 64           | 17.2%          | 500                |
| Community Facilities                   |     | 250             | 500                 | 500             | 90             | 311           | 375           | 64           | 17.2%          | 500                |
| Halls                                  |     | -               | -                   | -               | -              | -             | -             | -            |                | -                  |
| Centres                                |     | -               | -                   | -               | -              | -             | -             | -            |                | -                  |
| Crèches                                |     | -               | -                   | -               | -              | -             | -             | -            |                | -                  |
| Clinics/Care Centres                   |     | -               | -                   | -               | -              | -             | -             | -            |                | -                  |
| Fire/Ambulance Stations                |     | -               | -                   | -               | -              | -             | -             | -            |                | -                  |
| Testing Stations                       |     | -               | -                   | -               | -              | -             | -             | -            |                | -                  |
| Museums                                |     | -               | -                   | -               | -              | -             | -             | -            |                | -                  |
| Galleries                              |     | -               | -                   | -               | -              | -             | -             | -            |                | -                  |
| Theatres                               |     | -               | -                   | -               | -              | -             | -             | -            |                | -                  |
| Libraries                              |     | -               | -                   | -               | -              | -             | -             | -            |                | -                  |
| Cemeteries/Crematoria                  |     | -               | -                   | -               | -              | -             | -             | -            |                | -                  |
| Police                                 |     | -               | -                   | -               | -              | -             | -             | -            |                | -                  |
| Parks                                  |     | -               | -                   | -               | -              | -             | -             | -            |                | -                  |
| Public Open Space                      |     | -               | -                   | -               | -              | -             | -             | -            |                | -                  |
| Nature Reserves                        |     | -               | -                   | -               | -              | -             | -             | -            |                | -                  |
| Public Ablution Facilities             |     | -               | -                   | -               | -              | -             | -             | -            |                | -                  |
| Markets                                |     | -               | -                   | -               | -              | -             | -             | -            |                | -                  |
| Stalls                                 |     | -               | -                   | -               | -              | -             | -             | -            |                | -                  |
| Abattoirs                              |     | -               | -                   | -               | -              | -             | -             | -            |                | -                  |
| Airports                               |     | -               | -                   | -               | -              | -             | -             | -            |                | -                  |
| Taxi Ranks/Bus Terminals               |     | -               | -                   | -               | -              | -             | -             | -            |                | -                  |
| Capital Spares                         |     | 250             | 500                 | 500             | 90             | 311           | 375           | (64)         | (0)            | 500                |
| Sport and Recreation Facilities        |     | -               | -                   | -               | -              | -             | -             | -            |                | -                  |
| Indoor Facilities                      |     | -               | -                   | -               | -              | -             | -             | -            |                | -                  |
| Outdoor Facilities                     |     | -               | -                   | -               | -              | -             | -             | -            |                | -                  |
| Capital Spares                         |     | -               | -                   | -               | -              | -             | -             | -            |                | -                  |
| <b>Heritage assets</b>                 |     | -               | -                   | -               | -              | -             | -             | -            |                | -                  |
| Monuments                              |     | -               | -                   | -               | -              | -             | -             | -            |                | -                  |
| Historic Buildings                     |     | -               | -                   | -               | -              | -             | -             | -            |                | -                  |
| Works of Art                           |     | -               | -                   | -               | -              | -             | -             | -            |                | -                  |
| Conservation Areas                     |     | -               | -                   | -               | -              | -             | -             | -            |                | -                  |
| Other Heritage                         |     | -               | -                   | -               | -              | -             | -             | -            |                | -                  |
| <b>Investment properties</b>           |     | -               | -                   | -               | -              | -             | -             | -            |                | -                  |
| Revenue Generating                     |     | -               | -                   | -               | -              | -             | -             | -            |                | -                  |
| Improved Property                      |     | -               | -                   | -               | -              | -             | -             | -            |                | -                  |
| Unimproved Property                    |     | -               | -                   | -               | -              | -             | -             | -            |                | -                  |
| Non-revenue Generating                 |     | -               | -                   | -               | -              | -             | -             | -            |                | -                  |
| Improved Property                      |     | -               | -                   | -               | -              | -             | -             | -            |                | -                  |
| Unimproved Property                    |     | -               | -                   | -               | -              | -             | -             | -            |                | -                  |
| <b>Other assets</b>                    |     | 1 567           | 2 000               | 2 250           | 59             | 959           | 1 565         | 606          | 38.7%          | 2 250              |
| Operational Buildings                  |     | 1 567           | 2 000               | 2 250           | 59             | 959           | 1 565         | 606          | 38.7%          | 2 250              |
| Municipal Offices                      |     | -               | -                   | -               | -              | -             | -             | -            |                | -                  |
| Pay/Enquiry Points                     |     | -               | -                   | -               | -              | -             | -             | -            |                | -                  |
| Building Plan Offices                  |     | -               | -                   | -               | -              | -             | -             | -            |                | -                  |
| Workshops                              |     | -               | -                   | -               | -              | -             | -             | -            |                | -                  |
| Yards                                  |     | -               | -                   | -               | -              | -             | -             | -            |                | -                  |
| Stores                                 |     | -               | -                   | -               | -              | -             | -             | -            |                | -                  |
| Laboratories                           |     | -               | -                   | -               | -              | -             | -             | -            |                | -                  |
| Training Centres                       |     | -               | -                   | -               | -              | -             | -             | -            |                | -                  |
| Manufacturing Plant                    |     | -               | -                   | -               | -              | -             | -             | -            |                | -                  |
| Depots                                 |     | -               | -                   | -               | -              | -             | -             | -            |                | -                  |
| Capital Spares                         |     | 1 567           | 2 000               | 2 250           | 59             | 959           | 1 565         | (606)        | (0)            | 2 250              |
| Housing                                |     | -               | -                   | -               | -              | -             | -             | -            |                | -                  |
| Staff Housing                          |     | -               | -                   | -               | -              | -             | -             | -            |                | -                  |
| Social Housing                         |     | -               | -                   | -               | -              | -             | -             | -            |                | -                  |
| Capital Spares                         |     | -               | -                   | -               | -              | -             | -             | -            |                | -                  |
| <b>Biological or Cultivated Assets</b> |     | -               | -                   | -               | -              | -             | -             | -            |                | -                  |
| Biological or Cultivated Assets        |     | -               | -                   | -               | -              | -             | -             | -            |                | -                  |
| <b>Intangible Assets</b>               |     | -               | -                   | -               | -              | -             | -             | -            |                | -                  |
| Servitudes                             |     | -               | -                   | -               | -              | -             | -             | -            |                | -                  |

Choose name from list - Supporting Table SC13c Monthly Budget Statement - expenditure on repairs and maintenance by asset class - M09 - March

| Description                                      | Ref | 2024/25         | Budget Year 2025/26 |                 |                |               |               |              |                |                    |
|--|-----|-----------------|---------------------|-----------------|----------------|---------------|---------------|--------------|----------------|--------------------|
|  |     | Audited Outcome | Original Budget     | Adjusted Budget | Monthly actual | YearTD actual | YearTD budget | YTD variance | YTD variance % | Full Year Forecast |
| <b>R thousands</b>                               | 1   |                 |                     |                 |                |               |               |              |                |                    |
| Licences and Rights                              |     | -               | -                   | -               | -              | -             | -             | -            | -              | -                  |
| Water Rights                                     |     | -               | -                   | -               | -              | -             | -             | -            | -              | -                  |
| Effluent Licenses                                |     | -               | -                   | -               | -              | -             | -             | -            | -              | -                  |
| Solid Waste Licenses                             |     | -               | -                   | -               | -              | -             | -             | -            | -              | -                  |
| Computer Software and Applications               |     | -               | -                   | -               | -              | -             | -             | -            | -              | -                  |
| Load Settlement Software Applications            |     | -               | -                   | -               | -              | -             | -             | -            | -              | -                  |
| Unspecified                                      |     | -               | -                   | -               | -              | -             | -             | -            | -              | -                  |
| <b>Computer Equipment</b>                        |     | -               | -                   | -               | -              | -             | -             | -            | -              | -                  |
| Computer Equipment                               |     | -               | -                   | -               | -              | -             | -             | -            | -              | -                  |
| <b>Furniture and Office Equipment</b>            |     | -               | -                   | -               | -              | -             | -             | -            | -              | -                  |
| Furniture and Office Equipment                   |     | -               | -                   | -               | -              | -             | -             | -            | -              | -                  |
| <b>Machinery and Equipment</b>                   |     | 2 988           | 3 050               | 4 050           | 436            | 3 232         | 2 548         | (685)        | -26.9%         | 4 050              |
| Machinery and Equipment                          |     | 2 988           | 3 050               | 4 050           | 436            | 3 232         | 2 548         | 685          | 0              | 4 050              |
| <b>Transport Assets</b>                          |     | 1 378           | 2 500               | 2 500           | 96             | 1 686         | 1 875         | 189          | 10.1%          | 2 500              |
| Transport Assets                                 |     | 1 378           | 2 500               | 2 500           | 96             | 1 686         | 1 875         | (189)        | (0)            | 2 500              |
| <b>Land</b>                                      |     | -               | -                   | -               | -              | -             | -             | -            | -              | -                  |
| Land   |     | -               | -                   | -               | -              | -             | -             | -            | -              | -                  |
| <b>Zoo's, Marine and Non-biological Animals</b>  |     | -               | -                   | -               | -              | -             | -             | -            | -              | -                  |
| Zoo's, Marine and Non-biological Animals         |     | -               | -                   | -               | -              | -             | -             | -            | -              | -                  |
| <b>Living resources</b>                          |     | -               | -                   | -               | -              | -             | -             | -            | -              | -                  |
| Mature   |     | -               | -                   | -               | -              | -             | -             | -            | -              | -                  |
| Policing and Protection                          |     | -               | -                   | -               | -              | -             | -             | -            | -              | -                  |
| Zoological plants and animals                    |     | -               | -                   | -               | -              | -             | -             | -            | -              | -                  |
| Immature   |     | -               | -                   | -               | -              | -             | -             | -            | -              | -                  |
| Policing and Protection                          |     | -               | -                   | -               | -              | -             | -             | -            | -              | -                  |
| Zoological plants and animals                    |     | -               | -                   | -               | -              | -             | -             | -            | -              | -                  |
| <b>Total Repairs and Maintenance Expenditure</b> | 1   | 13 242          | 15 300              | 20 050          | 769            | 14 443        | 12 710        | (1 733)      | -13.6%         | 20 050             |

Choose name from list - Supporting Table SC13d Monthly Budget Statement - depreciation by asset class - M09 - March

| Description                                  | Ref | 2024/25         | Budget Year 2025/26 |                 |                |               |               |              |                |                    |
|--|-----|-----------------|---------------------|-----------------|----------------|---------------|---------------|--------------|----------------|--------------------|
|  |     | Audited Outcome | Original Budget     | Adjusted Budget | Monthly actual | YearTD actual | YearTD budget | YTD variance | YTD variance % | Full Year Forecast |
| <b>R thousands</b>                           | 1   |                 |                     |                 |                |               |               |              |                |                    |
| <b>Depreciation by Asset Class/Sub-class</b> |     |                 |                     |                 |                |               |               |              |                |                    |
| <b>Infrastructure</b>                        |     | 14 280          | 18 900              | 20 330          | -              | 7 140         | 14 547        | 7 407        | 50.9%          | 20 330             |
| Roads Infrastructure                         |     | 11 823          | 15 500              | 15 500          | -              | 5 912         | 11 625        | 5 713        | 49.1%          | 15 500             |
| Roads  |     | 11 823          | 15 500              | 15 500          | -              | 5 912         | 11 625        | (5 713)      | (0)            | 15 500             |
| Road Structures                              |     | -               | -                   | -               | -              | -             | -             | -            |                | -                  |
| Road Furniture                               |     | -               | -                   | -               | -              | -             | -             | -            |                | -                  |
| Capital Spares                               |     | -               | -                   | -               | -              | -             | -             | -            |                | -                  |
| Storm water Infrastructure                   |     | 1 399           | 1 800               | 2 530           | -              | 699           | 1 540         | 840          | 54.6%          | 2 530              |
| Drainage Collection                          |     | -               | -                   | -               | -              | -             | -             | -            |                | -                  |
| Storm water Conveyance                       |     | 1 399           | 1 800               | 2 530           | -              | 699           | 1 540         | (840)        | (0)            | 2 530              |
| Attenuation                                  |     | -               | -                   | -               | -              | -             | -             | -            |                | -                  |
| Electrical Infrastructure                    |     | 175             | 600                 | 750             | -              | 87            | 489           | 402          | 82.1%          | 750                |
| Power Plants                                 |     | -               | -                   | -               | -              | -             | -             | -            |                | -                  |
| HV Substations                               |     | -               | -                   | -               | -              | -             | -             | -            |                | -                  |
| HV Switching Station                         |     | -               | -                   | -               | -              | -             | -             | -            |                | -                  |
| HV Transmission Conductors                   |     | -               | -                   | -               | -              | -             | -             | -            |                | -                  |
| MV Substations                               |     | -               | -                   | -               | -              | -             | -             | -            |                | -                  |
| MV Switching Stations                        |     | -               | -                   | -               | -              | -             | -             | -            |                | -                  |
| MV Networks                                  |     | -               | -                   | -               | -              | -             | -             | -            |                | -                  |
| LV Networks                                  |     | 175             | 600                 | 750             | -              | 87            | 489           | (402)        | (0)            | 750                |
| Capital Spares                               |     | -               | -                   | -               | -              | -             | -             | -            |                | -                  |
| Water Supply Infrastructure                  |     | -               | -                   | -               | -              | -             | -             | -            |                | -                  |
| Dams and Weirs                               |     | -               | -                   | -               | -              | -             | -             | -            |                | -                  |
| Boreholes                                    |     | -               | -                   | -               | -              | -             | -             | -            |                | -                  |
| Reservoirs                                   |     | -               | -                   | -               | -              | -             | -             | -            |                | -                  |
| Pump Stations                                |     | -               | -                   | -               | -              | -             | -             | -            |                | -                  |
| Water Treatment Works                        |     | -               | -                   | -               | -              | -             | -             | -            |                | -                  |
| Bulk Mains                                   |     | -               | -                   | -               | -              | -             | -             | -            |                | -                  |
| Distribution                                 |     | -               | -                   | -               | -              | -             | -             | -            |                | -                  |
| Distribution Points                          |     | -               | -                   | -               | -              | -             | -             | -            |                | -                  |
| PRV Stations                                 |     | -               | -                   | -               | -              | -             | -             | -            |                | -                  |
| Capital Spares                               |     | -               | -                   | -               | -              | -             | -             | -            |                | -                  |
| Sanitation Infrastructure                    |     | -               | -                   | -               | -              | -             | -             | -            |                | -                  |
| Pump Station                                 |     | -               | -                   | -               | -              | -             | -             | -            |                | -                  |
| Reticulation                                 |     | -               | -                   | -               | -              | -             | -             | -            |                | -                  |
| Waste Water Treatment Works                  |     | -               | -                   | -               | -              | -             | -             | -            |                | -                  |
| Outfall Sewers                               |     | -               | -                   | -               | -              | -             | -             | -            |                | -                  |
| Toilet Facilities                            |     | -               | -                   | -               | -              | -             | -             | -            |                | -                  |
| Capital Spares                               |     | -               | -                   | -               | -              | -             | -             | -            |                | -                  |
| Solid Waste Infrastructure                   |     | 882             | 1 000               | 1 550           | -              | 441           | 893           | 452          | 50.6%          | 1 550              |
| Landfill Sites                               |     | -               | -                   | -               | -              | -             | -             | -            |                | -                  |
| Waste Transfer Stations                      |     | -               | -                   | -               | -              | -             | -             | -            |                | -                  |
| Waste Processing Facilities                  |     | -               | -                   | -               | -              | -             | -             | -            |                | -                  |
| Waste Drop-off Points                        |     | 882             | 1 000               | 1 550           | -              | 441           | 893           | (452)        | (0)            | 1 550              |
| Waste Separation Facilities                  |     | -               | -                   | -               | -              | -             | -             | -            |                | -                  |
| Electricity Generation Facilities            |     | -               | -                   | -               | -              | -             | -             | -            |                | -                  |
| Capital Spares                               |     | -               | -                   | -               | -              | -             | -             | -            |                | -                  |
| Rail Infrastructure                          |     | -               | -                   | -               | -              | -             | -             | -            |                | -                  |
| Rail Lines                                   |     | -               | -                   | -               | -              | -             | -             | -            |                | -                  |
| Rail Structures                              |     | -               | -                   | -               | -              | -             | -             | -            |                | -                  |
| Rail Furniture                               |     | -               | -                   | -               | -              | -             | -             | -            |                | -                  |
| Drainage Collection                          |     | -               | -                   | -               | -              | -             | -             | -            |                | -                  |
| Storm water Conveyance                       |     | -               | -                   | -               | -              | -             | -             | -            |                | -                  |
| Attenuation                                  |     | -               | -                   | -               | -              | -             | -             | -            |                | -                  |
| MV Substations                               |     | -               | -                   | -               | -              | -             | -             | -            |                | -                  |
| LV Networks                                  |     | -               | -                   | -               | -              | -             | -             | -            |                | -                  |
| Capital Spares                               |     | -               | -                   | -               | -              | -             | -             | -            |                | -                  |
| Coastal Infrastructure                       |     | -               | -                   | -               | -              | -             | -             | -            |                | -                  |
| Sand Pumps                                   |     | -               | -                   | -               | -              | -             | -             | -            |                | -                  |
| Piers  |     | -               | -                   | -               | -              | -             | -             | -            |                | -                  |
| Revetments                                   |     | -               | -                   | -               | -              | -             | -             | -            |                | -                  |
| Promenades                                   |     | -               | -                   | -               | -              | -             | -             | -            |                | -                  |
| Capital Spares                               |     | -               | -                   | -               | -              | -             | -             | -            |                | -                  |
| Information and Communication Infrastructure |     | -               | -                   | -               | -              | -             | -             | -            |                | -                  |
| Data Centres                                 |     | -               | -                   | -               | -              | -             | -             | -            |                | -                  |
| Core Layers                                  |     | -               | -                   | -               | -              | -             | -             | -            |                | -                  |

Choose name from list - Supporting Table SC13d Monthly Budget Statement - depreciation by asset class - M09 - March

| Description                            | Ref | 2024/25         | Budget Year 2025/26 |                 |                |               |               |              |                |                    |
|--|-----|-----------------|---------------------|-----------------|----------------|---------------|---------------|--------------|----------------|--------------------|
|  |     | Audited Outcome | Original Budget     | Adjusted Budget | Monthly actual | YearTD actual | YearTD budget | YTD variance | YTD variance % | Full Year Forecast |
| <b>R thousands</b>                     | 1   |                 |                     |                 |                |               |               |              |                |                    |
| Distribution Layers                    |     | -               | -                   | -               | -              | -             | -             | -            |                | -                  |
| Capital Spares                         |     | -               | -                   | -               | -              | -             | -             | -            |                | -                  |
| <b>Community Assets</b>                |     | <b>11 166</b>   | <b>12 000</b>       | <b>8 000</b>    | -              | <b>5 583</b>  | <b>7 960</b>  | <b>2 377</b> | <b>29.9%</b>   | <b>8 000</b>       |
| Community Facilities                   |     | 11 166          | 12 000              | 8 000           | -              | 5 583         | 7 960         | 2 377        | 29.9%          | 8 000              |
| Halls                                  |     | 11 166          | 12 000              | 8 000           | -              | 5 583         | 7 960         | (2 377)      | (0)            | 8 000              |
| Centres                                |     | -               | -                   | -               | -              | -             | -             | -            |                | -                  |
| Crèches                                |     | -               | -                   | -               | -              | -             | -             | -            |                | -                  |
| Clinics/Care Centres                   |     | -               | -                   | -               | -              | -             | -             | -            |                | -                  |
| Fire/Ambulance Stations                |     | -               | -                   | -               | -              | -             | -             | -            |                | -                  |
| Testing Stations                       |     | -               | -                   | -               | -              | -             | -             | -            |                | -                  |
| Museums                                |     | -               | -                   | -               | -              | -             | -             | -            |                | -                  |
| Galleries                              |     | -               | -                   | -               | -              | -             | -             | -            |                | -                  |
| Theatres                               |     | -               | -                   | -               | -              | -             | -             | -            |                | -                  |
| Libraries                              |     | -               | -                   | -               | -              | -             | -             | -            |                | -                  |
| Cemeteries/Crematoria                  |     | -               | -                   | -               | -              | -             | -             | -            |                | -                  |
| Police                                 |     | -               | -                   | -               | -              | -             | -             | -            |                | -                  |
| Purvs                                  |     | -               | -                   | -               | -              | -             | -             | -            |                | -                  |
| Public Open Space                      |     | -               | -                   | -               | -              | -             | -             | -            |                | -                  |
| Nature Reserves                        |     | -               | -                   | -               | -              | -             | -             | -            |                | -                  |
| Public Ablution Facilities             |     | -               | -                   | -               | -              | -             | -             | -            |                | -                  |
| Markets                                |     | -               | -                   | -               | -              | -             | -             | -            |                | -                  |
| Stalls                                 |     | -               | -                   | -               | -              | -             | -             | -            |                | -                  |
| Abattoirs                              |     | -               | -                   | -               | -              | -             | -             | -            |                | -                  |
| Airports                               |     | -               | -                   | -               | -              | -             | -             | -            |                | -                  |
| Taxi Ranks/Bus Terminals               |     | -               | -                   | -               | -              | -             | -             | -            |                | -                  |
| Capital Spares                         |     | -               | -                   | -               | -              | -             | -             | -            |                | -                  |
| Sport and Recreation Facilities        |     | -               | -                   | -               | -              | -             | -             | -            |                | -                  |
| Indoor Facilities                      |     | -               | -                   | -               | -              | -             | -             | -            |                | -                  |
| Outdoor Facilities                     |     | -               | -                   | -               | -              | -             | -             | -            |                | -                  |
| Capital Spares                         |     | -               | -                   | -               | -              | -             | -             | -            |                | -                  |
| <b>Heritage assets</b>                 |     | -               | -                   | -               | -              | -             | -             | -            |                | -                  |
| Monuments                              |     | -               | -                   | -               | -              | -             | -             | -            |                | -                  |
| Historic Buildings                     |     | -               | -                   | -               | -              | -             | -             | -            |                | -                  |
| Works of Art                           |     | -               | -                   | -               | -              | -             | -             | -            |                | -                  |
| Conservation Areas                     |     | -               | -                   | -               | -              | -             | -             | -            |                | -                  |
| Other Heritage                         |     | -               | -                   | -               | -              | -             | -             | -            |                | -                  |
| <b>Investment properties</b>           |     | -               | -                   | -               | -              | -             | -             | -            |                | -                  |
| Revenue Generating                     |     | -               | -                   | -               | -              | -             | -             | -            |                | -                  |
| Improved Property                      |     | -               | -                   | -               | -              | -             | -             | -            |                | -                  |
| Unimproved Property                    |     | -               | -                   | -               | -              | -             | -             | -            |                | -                  |
| Non-revenue Generating                 |     | -               | -                   | -               | -              | -             | -             | -            |                | -                  |
| Improved Property                      |     | -               | -                   | -               | -              | -             | -             | -            |                | -                  |
| Unimproved Property                    |     | -               | -                   | -               | -              | -             | -             | -            |                | -                  |
| <b>Other assets</b>                    |     | <b>1</b>        | <b>300</b>          | <b>320</b>      | -              | <b>0</b>      | <b>230</b>    | <b>230</b>   | <b>99.8%</b>   | <b>320</b>         |
| Operational Buildings                  |     | -               | -                   | -               | -              | -             | -             | -            |                | -                  |
| Municipal Offices                      |     | -               | -                   | -               | -              | -             | -             | -            |                | -                  |
| Pay/Enquiry Points                     |     | -               | -                   | -               | -              | -             | -             | -            |                | -                  |
| Building Plan Offices                  |     | -               | -                   | -               | -              | -             | -             | -            |                | -                  |
| Workshops                              |     | -               | -                   | -               | -              | -             | -             | -            |                | -                  |
| Yards                                  |     | -               | -                   | -               | -              | -             | -             | -            |                | -                  |
| Stores                                 |     | -               | -                   | -               | -              | -             | -             | -            |                | -                  |
| Laboratories                           |     | -               | -                   | -               | -              | -             | -             | -            |                | -                  |
| Training Centres                       |     | -               | -                   | -               | -              | -             | -             | -            |                | -                  |
| Manufacturing Plant                    |     | -               | -                   | -               | -              | -             | -             | -            |                | -                  |
| Depots                                 |     | -               | -                   | -               | -              | -             | -             | -            |                | -                  |
| Capital Spares                         |     | -               | -                   | -               | -              | -             | -             | -            |                | -                  |
| Housing                                |     | 1               | 300                 | 320             | -              | 0             | 230           | 230          | 99.8%          | 320                |
| Staff Housing                          |     | -               | -                   | -               | -              | -             | -             | -            |                | -                  |
| Social Housing                         |     | -               | -                   | -               | -              | -             | -             | -            |                | -                  |
| Capital Spares                         |     | 1               | 300                 | 320             | -              | 0             | 230           | (230)        | (0)            | 320                |
| <b>Biological or Cultivated Assets</b> |     | -               | -                   | -               | -              | -             | -             | -            |                | -                  |
| Biological or Cultivated Assets        |     | -               | -                   | -               | -              | -             | -             | -            |                | -                  |
| <b>Intangible Assets</b>               |     | <b>49</b>       | -                   | -               | -              | -             | -             | -            |                | -                  |
| Servitudes                             |     | -               | -                   | -               | -              | -             | -             | -            |                | -                  |

Choose name from list - Supporting Table SC13d Monthly Budget Statement - depreciation by asset class - M09 - March

| Description                                     | Ref | 2024/25         | Budget Year 2025/26 |                 |                |               |               |               |                |                    |
|---|-----|-----------------|---------------------|-----------------|----------------|---------------|---------------|---------------|----------------|--------------------|
|   |     | Audited Outcome | Original Budget     | Adjusted Budget | Monthly actual | YearTD actual | YearTD budget | YTD variance  | YTD variance % | Full Year Forecast |
| <b>R thousands</b>                              | 1   |                 |                     |                 |                |               |               |               |                |                    |
| Licences and Rights                             |     | 49              | -                   | -               | -              | -             | -             | -             | -              | -                  |
| Water Rights                                    |     | -               | -                   | -               | -              | -             | -             | -             | -              | -                  |
| Effluent Licenses                               |     | -               | -                   | -               | -              | -             | -             | -             | -              | -                  |
| Solid Waste Licenses                            |     | -               | -                   | -               | -              | -             | -             | -             | -              | -                  |
| Computer Software and Applications              |     | -               | -                   | -               | -              | -             | -             | -             | -              | -                  |
| Load Settlement Software Applications           |     | 49              | -                   | -               | -              | -             | -             | -             | -              | -                  |
| Unspecified                                     |     | -               | -                   | -               | -              | -             | -             | -             | -              | -                  |
| <b>Computer Equipment</b>                       |     | <b>1 440</b>    | <b>2 500</b>        | <b>2 550</b>    | -              | <b>745</b>    | <b>1 888</b>  | <b>1 143</b>  | 60.6%          | <b>2 550</b>       |
| Computer Equipment                              |     | 1 440           | 2 500               | 2 550           | -              | 745           | 1 888         | (1 143)       | (0)            | 2 550              |
| <b>Furniture and Office Equipment</b>           |     | <b>530</b>      | <b>500</b>          | <b>500</b>      | -              | <b>265</b>    | <b>375</b>    | <b>110</b>    | 29.3%          | <b>500</b>         |
| Furniture and Office Equipment                  |     | 530             | 500                 | 500             | -              | 265           | 375           | (110)         | (0)            | 500                |
| <b>Machinery and Equipment</b>                  |     | <b>1 049</b>    | <b>1 300</b>        | <b>1 300</b>    | -              | <b>524</b>    | <b>975</b>    | <b>451</b>    | 46.2%          | <b>1 300</b>       |
| Machinery and Equipment                         |     | 1 049           | 1 300               | 1 300           | -              | 524           | 975           | (451)         | (0)            | 1 300              |
| <b>Transport Assets</b>                         |     | <b>2 228</b>    | <b>1 500</b>        | <b>1 500</b>    | -              | <b>1 114</b>  | <b>1 125</b>  | <b>11</b>     | 1.0%           | <b>1 500</b>       |
| Transport Assets                                |     | 2 228           | 1 500               | 1 500           | -              | 1 114         | 1 125         | (11)          | (0)            | 1 500              |
| <b>Land</b>                                     |     | -               | -                   | -               | -              | -             | -             | -             | -              | -                  |
| Land  |     | -               | -                   | -               | -              | -             | -             | -             | -              | -                  |
| <b>Zoo's, Marine and Non-biological Animals</b> |     | -               | -                   | -               | -              | -             | -             | -             | -              | -                  |
| Zoo's, Marine and Non-biological Animals        |     | -               | -                   | -               | -              | -             | -             | -             | -              | -                  |
| <b>Living resources</b>                         |     | -               | -                   | -               | -              | -             | -             | -             | -              | -                  |
| Mature  |     | -               | -                   | -               | -              | -             | -             | -             | -              | -                  |
| Policing and Protection                         |     | -               | -                   | -               | -              | -             | -             | -             | -              | -                  |
| Zoological plants and animals                   |     | -               | -                   | -               | -              | -             | -             | -             | -              | -                  |
| Immature  |     | -               | -                   | -               | -              | -             | -             | -             | -              | -                  |
| Policing and Protection                         |     | -               | -                   | -               | -              | -             | -             | -             | -              | -                  |
| Zoological plants and animals                   |     | -               | -                   | -               | -              | -             | -             | -             | -              | -                  |
| <b>Total Depreciation</b>                       | 1   | <b>30 742</b>   | <b>37 000</b>       | <b>34 500</b>   | -              | <b>15 371</b> | <b>27 100</b> | <b>11 729</b> | 43.3%          | <b>34 500</b>      |

Choose name from list - Supporting Table SC13e Monthly Budget Statement - capital expenditure on upgrading of existing assets by asset class - M09 -

| Description   | Ref | 2024/25         | Budget Year 2025/26 |                 |                |               |               |              |                |                    |
|---|-----|-----------------|---------------------|-----------------|----------------|---------------|---------------|--------------|----------------|--------------------|
|   |     | Audited Outcome | Original Budget     | Adjusted Budget | Monthly actual | YearTD actual | YearTD budget | YTD variance | YTD variance % | Full Year Forecast |
| <b>R thousands</b>  | 1   |                 |                     |                 |                |               |               |              |                |                    |
| <b>Capital expenditure on upgrading of existing assets by Asset Class/Sub-class</b> |     |                 |                     |                 |                |               |               |              |                |                    |
| <b>Infrastructure</b>   |     | 607             | 8 000               | -               | (10 252)       | -             | (2 000)       | (2 000)      | 100.0%         | -                  |
| Roads Infrastructure  |     | 607             | 8 000               | -               | (10 252)       | -             | (2 000)       | (2 000)      | 100.0%         | -                  |
| Roads   |     | 607             | 8 000               | -               | (10 252)       | -             | (2 000)       | 2 000        | (0)            | -                  |
| Road Structures   |     | -               | -                   | -               | -              | -             | -             | -            | -              | -                  |
| Road Furniture  |     | -               | -                   | -               | -              | -             | -             | -            | -              | -                  |
| Capital Spares  |     | -               | -                   | -               | -              | -             | -             | -            | -              | -                  |
| Storm water Infrastructure  |     | -               | -                   | -               | -              | -             | -             | -            | -              | -                  |
| Drainage Collection   |     | -               | -                   | -               | -              | -             | -             | -            | -              | -                  |
| Storm water Conveyance  |     | -               | -                   | -               | -              | -             | -             | -            | -              | -                  |
| Attenuation   |     | -               | -                   | -               | -              | -             | -             | -            | -              | -                  |
| Electrical Infrastructure   |     | -               | -                   | -               | -              | -             | -             | -            | -              | -                  |
| Power Plants  |     | -               | -                   | -               | -              | -             | -             | -            | -              | -                  |
| HV Substations  |     | -               | -                   | -               | -              | -             | -             | -            | -              | -                  |
| HV Switching Station  |     | -               | -                   | -               | -              | -             | -             | -            | -              | -                  |
| HV Transmission Conductors  |     | -               | -                   | -               | -              | -             | -             | -            | -              | -                  |
| MV Substations  |     | -               | -                   | -               | -              | -             | -             | -            | -              | -                  |
| MV Switching Stations   |     | -               | -                   | -               | -              | -             | -             | -            | -              | -                  |
| MV Networks   |     | -               | -                   | -               | -              | -             | -             | -            | -              | -                  |
| LV Networks   |     | -               | -                   | -               | -              | -             | -             | -            | -              | -                  |
| Capital Spares  |     | -               | -                   | -               | -              | -             | -             | -            | -              | -                  |
| Water Supply Infrastructure   |     | -               | -                   | -               | -              | -             | -             | -            | -              | -                  |
| Dams and Weirs  |     | -               | -                   | -               | -              | -             | -             | -            | -              | -                  |
| Boreholes   |     | -               | -                   | -               | -              | -             | -             | -            | -              | -                  |
| Reservoirs  |     | -               | -                   | -               | -              | -             | -             | -            | -              | -                  |
| Pump Stations   |     | -               | -                   | -               | -              | -             | -             | -            | -              | -                  |
| Water Treatment Works   |     | -               | -                   | -               | -              | -             | -             | -            | -              | -                  |
| Bulk Mains  |     | -               | -                   | -               | -              | -             | -             | -            | -              | -                  |
| Distribution  |     | -               | -                   | -               | -              | -             | -             | -            | -              | -                  |
| Distribution Points   |     | -               | -                   | -               | -              | -             | -             | -            | -              | -                  |
| PRV Stations  |     | -               | -                   | -               | -              | -             | -             | -            | -              | -                  |
| Capital Spares  |     | -               | -                   | -               | -              | -             | -             | -            | -              | -                  |
| Sanitation Infrastructure   |     | -               | -                   | -               | -              | -             | -             | -            | -              | -                  |
| Pump Station  |     | -               | -                   | -               | -              | -             | -             | -            | -              | -                  |
| Reticulation  |     | -               | -                   | -               | -              | -             | -             | -            | -              | -                  |
| Waste Water Treatment Works   |     | -               | -                   | -               | -              | -             | -             | -            | -              | -                  |
| Outfall Sewers  |     | -               | -                   | -               | -              | -             | -             | -            | -              | -                  |
| Toilet Facilities   |     | -               | -                   | -               | -              | -             | -             | -            | -              | -                  |
| Capital Spares  |     | -               | -                   | -               | -              | -             | -             | -            | -              | -                  |
| Solid Waste Infrastructure  |     | -               | -                   | -               | -              | -             | -             | -            | -              | -                  |
| Landfill Sites  |     | -               | -                   | -               | -              | -             | -             | -            | -              | -                  |
| Waste Transfer Stations   |     | -               | -                   | -               | -              | -             | -             | -            | -              | -                  |
| Waste Processing Facilities   |     | -               | -                   | -               | -              | -             | -             | -            | -              | -                  |
| Waste Drop-off Points   |     | -               | -                   | -               | -              | -             | -             | -            | -              | -                  |
| Waste Separation Facilities   |     | -               | -                   | -               | -              | -             | -             | -            | -              | -                  |
| Electricity Generation Facilities   |     | -               | -                   | -               | -              | -             | -             | -            | -              | -                  |
| Capital Spares  |     | -               | -                   | -               | -              | -             | -             | -            | -              | -                  |
| Rail Infrastructure   |     | -               | -                   | -               | -              | -             | -             | -            | -              | -                  |
| Rail Lines  |     | -               | -                   | -               | -              | -             | -             | -            | -              | -                  |
| Rail Structures   |     | -               | -                   | -               | -              | -             | -             | -            | -              | -                  |
| Rail Furniture  |     | -               | -                   | -               | -              | -             | -             | -            | -              | -                  |
| Drainage Collection   |     | -               | -                   | -               | -              | -             | -             | -            | -              | -                  |
| Storm water Conveyance  |     | -               | -                   | -               | -              | -             | -             | -            | -              | -                  |
| Attenuation   |     | -               | -                   | -               | -              | -             | -             | -            | -              | -                  |
| MV Substations  |     | -               | -                   | -               | -              | -             | -             | -            | -              | -                  |
| LV Networks   |     | -               | -                   | -               | -              | -             | -             | -            | -              | -                  |
| Capital Spares  |     | -               | -                   | -               | -              | -             | -             | -            | -              | -                  |
| Coastal Infrastructure  |     | -               | -                   | -               | -              | -             | -             | -            | -              | -                  |
| Sand Pumps  |     | -               | -                   | -               | -              | -             | -             | -            | -              | -                  |
| Piers   |     | -               | -                   | -               | -              | -             | -             | -            | -              | -                  |
| Revetments  |     | -               | -                   | -               | -              | -             | -             | -            | -              | -                  |
| Promenades  |     | -               | -                   | -               | -              | -             | -             | -            | -              | -                  |
| Capital Spares  |     | -               | -                   | -               | -              | -             | -             | -            | -              | -                  |
| Information and Communication Infrastructure  |     | -               | -                   | -               | -              | -             | -             | -            | -              | -                  |
| Data Centres  |     | -               | -                   | -               | -              | -             | -             | -            | -              | -                  |
| Core Layers   |     | -               | -                   | -               | -              | -             | -             | -            | -              | -                  |

Choose name from list - Supporting Table SC13e Monthly Budget Statement - capital expenditure on upgrading of existing assets by asset class - M09 -

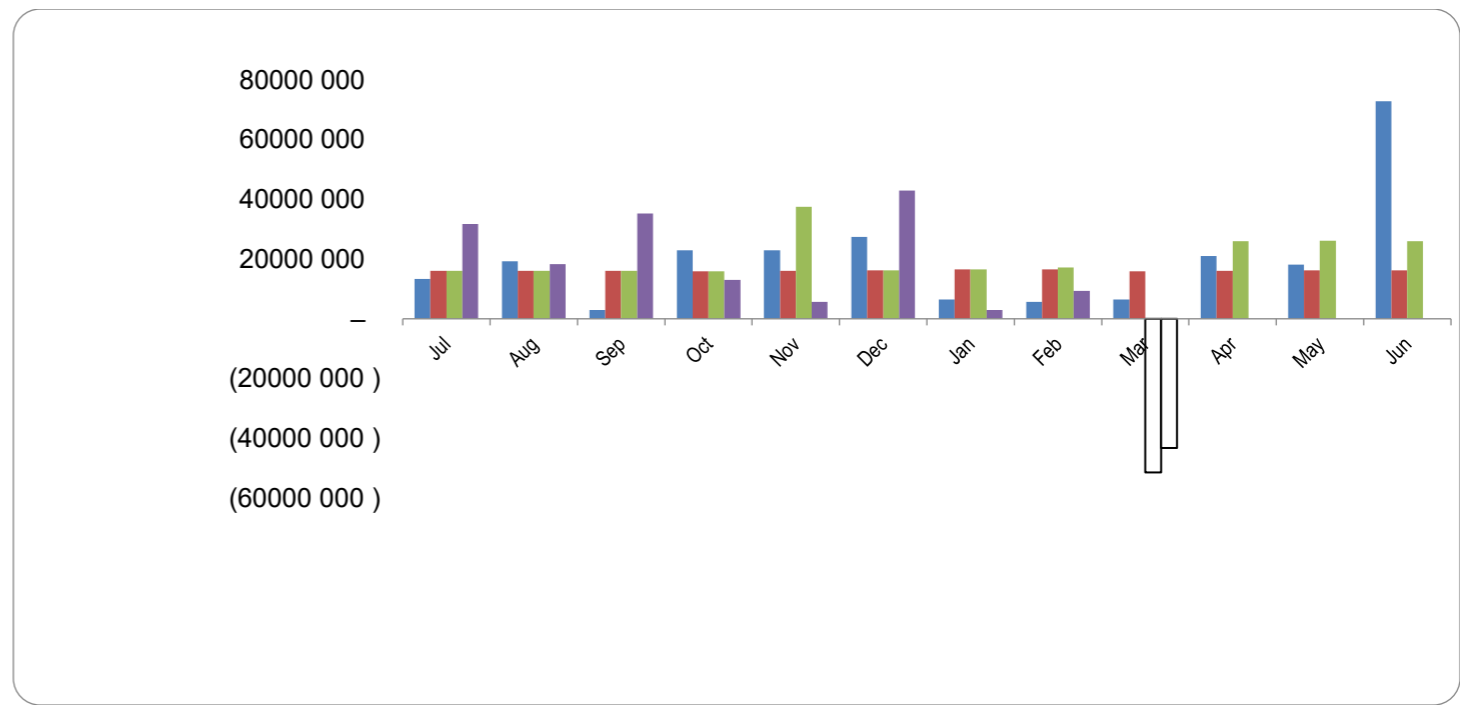
| Description                            | Ref | 2024/25         | Budget Year 2025/26 |                 |                |               |               |              |                |                    |
|--|-----|-----------------|---------------------|-----------------|----------------|---------------|---------------|--------------|----------------|--------------------|
|  |     | Audited Outcome | Original Budget     | Adjusted Budget | Monthly actual | YearTD actual | YearTD budget | YTD variance | YTD variance % | Full Year Forecast |
| <b>R thousands</b>                     | 1   |                 |                     |                 |                |               |               |              |                |                    |
| Distribution Layers                    |     | -               | -                   | -               | -              | -             | -             | -            |                | -                  |
| Capital Spares                         |     | -               | -                   | -               | -              | -             | -             | -            |                | -                  |
| <b>Community Assets</b>                |     | 3 164           | -                   | 5 339           | 932            | 2 815         | 1 388         | (1 427)      | -102.8%        | 5 339              |
| Community Facilities                   |     | -               | -                   | -               | -              | -             | -             | -            |                | -                  |
| Halls                                  |     | -               | -                   | -               | -              | -             | -             | -            |                | -                  |
| Centres                                |     | -               | -                   | -               | -              | -             | -             | -            |                | -                  |
| Crèches                                |     | -               | -                   | -               | -              | -             | -             | -            |                | -                  |
| Clinics/Care Centres                   |     | -               | -                   | -               | -              | -             | -             | -            |                | -                  |
| Fire/Ambulance Stations                |     | -               | -                   | -               | -              | -             | -             | -            |                | -                  |
| Testing Stations                       |     | -               | -                   | -               | -              | -             | -             | -            |                | -                  |
| Museums                                |     | -               | -                   | -               | -              | -             | -             | -            |                | -                  |
| Galleries                              |     | -               | -                   | -               | -              | -             | -             | -            |                | -                  |
| Theatres                               |     | -               | -                   | -               | -              | -             | -             | -            |                | -                  |
| Libraries                              |     | -               | -                   | -               | -              | -             | -             | -            |                | -                  |
| Cemeteries/Crematoria                  |     | -               | -                   | -               | -              | -             | -             | -            |                | -                  |
| Police                                 |     | -               | -                   | -               | -              | -             | -             | -            |                | -                  |
| Parks                                  |     | -               | -                   | -               | -              | -             | -             | -            |                | -                  |
| Public Open Space                      |     | -               | -                   | -               | -              | -             | -             | -            |                | -                  |
| Nature Reserves                        |     | -               | -                   | -               | -              | -             | -             | -            |                | -                  |
| Public Ablution Facilities             |     | -               | -                   | -               | -              | -             | -             | -            |                | -                  |
| Markets                                |     | -               | -                   | -               | -              | -             | -             | -            |                | -                  |
| Stalls                                 |     | -               | -                   | -               | -              | -             | -             | -            |                | -                  |
| Abattoirs                              |     | -               | -                   | -               | -              | -             | -             | -            |                | -                  |
| Airports                               |     | -               | -                   | -               | -              | -             | -             | -            |                | -                  |
| Taxi Ranks/Bus Terminals               |     | -               | -                   | -               | -              | -             | -             | -            |                | -                  |
| Capital Spares                         |     | -               | -                   | -               | -              | -             | -             | -            |                | -                  |
| Sport and Recreation Facilities        |     | 3 164           | -                   | 5 339           | 932            | 2 815         | 1 388         | (1 427)      | -102.8%        | 5 339              |
| Indoor Facilities                      |     | -               | -                   | -               | -              | -             | -             | -            |                | -                  |
| Outdoor Facilities                     |     | 3 164           | -                   | 5 339           | 932            | 2 815         | 1 388         | 1 427        | 0              | 5 339              |
| Capital Spares                         |     | -               | -                   | -               | -              | -             | -             | -            |                | -                  |
| <b>Heritage assets</b>                 |     | -               | -                   | -               | -              | -             | -             | -            |                | -                  |
| Monuments                              |     | -               | -                   | -               | -              | -             | -             | -            |                | -                  |
| Historic Buildings                     |     | -               | -                   | -               | -              | -             | -             | -            |                | -                  |
| Works of Art                           |     | -               | -                   | -               | -              | -             | -             | -            |                | -                  |
| Conservation Areas                     |     | -               | -                   | -               | -              | -             | -             | -            |                | -                  |
| Other Heritage                         |     | -               | -                   | -               | -              | -             | -             | -            |                | -                  |
| <b>Investment properties</b>           |     | -               | -                   | -               | -              | -             | -             | -            |                | -                  |
| Revenue Generating                     |     | -               | -                   | -               | -              | -             | -             | -            |                | -                  |
| Improved Property                      |     | -               | -                   | -               | -              | -             | -             | -            |                | -                  |
| Unimproved Property                    |     | -               | -                   | -               | -              | -             | -             | -            |                | -                  |
| Non-revenue Generating                 |     | -               | -                   | -               | -              | -             | -             | -            |                | -                  |
| Improved Property                      |     | -               | -                   | -               | -              | -             | -             | -            |                | -                  |
| Unimproved Property                    |     | -               | -                   | -               | -              | -             | -             | -            |                | -                  |
| <b>Other assets</b>                    |     | -               | -                   | -               | -              | -             | -             | -            |                | -                  |
| Operational Buildings                  |     | -               | -                   | -               | -              | -             | -             | -            |                | -                  |
| Municipal Offices                      |     | -               | -                   | -               | -              | -             | -             | -            |                | -                  |
| Pay/Enquiry Points                     |     | -               | -                   | -               | -              | -             | -             | -            |                | -                  |
| Building Plan Offices                  |     | -               | -                   | -               | -              | -             | -             | -            |                | -                  |
| Workshops                              |     | -               | -                   | -               | -              | -             | -             | -            |                | -                  |
| Yards                                  |     | -               | -                   | -               | -              | -             | -             | -            |                | -                  |
| Stores                                 |     | -               | -                   | -               | -              | -             | -             | -            |                | -                  |
| Laboratories                           |     | -               | -                   | -               | -              | -             | -             | -            |                | -                  |
| Training Centres                       |     | -               | -                   | -               | -              | -             | -             | -            |                | -                  |
| Manufacturing Plant                    |     | -               | -                   | -               | -              | -             | -             | -            |                | -                  |
| Depots                                 |     | -               | -                   | -               | -              | -             | -             | -            |                | -                  |
| Capital Spares                         |     | -               | -                   | -               | -              | -             | -             | -            |                | -                  |
| Housing                                |     | -               | -                   | -               | -              | -             | -             | -            |                | -                  |
| Staff Housing                          |     | -               | -                   | -               | -              | -             | -             | -            |                | -                  |
| Social Housing                         |     | -               | -                   | -               | -              | -             | -             | -            |                | -                  |
| Capital Spares                         |     | -               | -                   | -               | -              | -             | -             | -            |                | -                  |
| <b>Biological or Cultivated Assets</b> |     | -               | -                   | -               | -              | -             | -             | -            |                | -                  |
| Biological or Cultivated Assets        |     | -               | -                   | -               | -              | -             | -             | -            |                | -                  |
| <b>Intangible Assets</b>               |     | -               | -                   | -               | -              | -             | -             | -            |                | -                  |
| Servitudes                             |     | -               | -                   | -               | -              | -             | -             | -            |                | -                  |

Choose name from list - Supporting Table SC13e Monthly Budget Statement - capital expenditure on upgrading of existing assets by asset class - M09 -

| Description  | Ref | 2024/25         | Budget Year 2025/26 |                 |                |               |               |              |                |                    |
|--|-----|-----------------|---------------------|-----------------|----------------|---------------|---------------|--------------|----------------|--------------------|
|  |     | Audited Outcome | Original Budget     | Adjusted Budget | Monthly actual | YearTD actual | YearTD budget | YTD variance | YTD variance % | Full Year Forecast |
| <b>R thousands</b>   | 1   |                 |                     |                 |                |               |               |              |                |                    |
| Licences and Rights  |     | -               | -                   | -               | -              | -             | -             | -            | -              | -                  |
| <i>Water Rights</i>  |     | -               | -                   | -               | -              | -             | -             | -            | -              | -                  |
| <i>Effluent Licenses</i>   |     | -               | -                   | -               | -              | -             | -             | -            | -              | -                  |
| <i>Solid Waste Licenses</i>                                      |     | -               | -                   | -               | -              | -             | -             | -            | -              | -                  |
| <i>Computer Software and Applications</i>                        |     | -               | -                   | -               | -              | -             | -             | -            | -              | -                  |
| <i>Load Settlement Software Applications</i>                     |     | -               | -                   | -               | -              | -             | -             | -            | -              | -                  |
| <i>Unspecified</i>   |     | -               | -                   | -               | -              | -             | -             | -            | -              | -                  |
| <b>Computer Equipment</b>  |     | 240             | -                   | -               | -              | -             | -             | -            | -              | -                  |
| Computer Equipment   |     | 240             | -                   | -               | -              | -             | -             | -            | -              | -                  |
| <b>Furniture and Office Equipment</b>                            |     | -               | -                   | -               | -              | -             | -             | -            | -              | -                  |
| Furniture and Office Equipment                                   |     | -               | -                   | -               | -              | -             | -             | -            | -              | -                  |
| <b>Machinery and Equipment</b>                                   |     | -               | -                   | -               | -              | -             | -             | -            | -              | -                  |
| Machinery and Equipment  |     | -               | -                   | -               | -              | -             | -             | -            | -              | -                  |
| <b>Transport Assets</b>  |     | -               | -                   | -               | -              | -             | -             | -            | -              | -                  |
| Transport Assets   |     | -               | -                   | -               | -              | -             | -             | -            | -              | -                  |
| <b>Land</b>  |     | -               | -                   | -               | -              | -             | -             | -            | -              | -                  |
| Land   |     | -               | -                   | -               | -              | -             | -             | -            | -              | -                  |
| <b>Zoo's, Marine and Non-biological Animals</b>                  |     | -               | -                   | -               | -              | -             | -             | -            | -              | -                  |
| Zoo's, Marine and Non-biological Animals                         |     | -               | -                   | -               | -              | -             | -             | -            | -              | -                  |
| <b>Living resources</b>  |     | -               | -                   | -               | -              | -             | -             | -            | -              | -                  |
| Mature   |     | -               | -                   | -               | -              | -             | -             | -            | -              | -                  |
| <i>Policing and Protection</i>                                   |     | -               | -                   | -               | -              | -             | -             | -            | -              | -                  |
| <i>Zoological plants and animals</i>                             |     | -               | -                   | -               | -              | -             | -             | -            | -              | -                  |
| Immature   |     | -               | -                   | -               | -              | -             | -             | -            | -              | -                  |
| <i>Policing and Protection</i>                                   |     | -               | -                   | -               | -              | -             | -             | -            | -              | -                  |
| <i>Zoological plants and animals</i>                             |     | -               | -                   | -               | -              | -             | -             | -            | -              | -                  |
| <b>Total Capital Expenditure on upgrading of existing assets</b> | 1   | 4 011           | 8 000               | 5 339           | (9 320)        | 2 815         | (612)         | (3 427)      | 560.2%         | 5 339              |

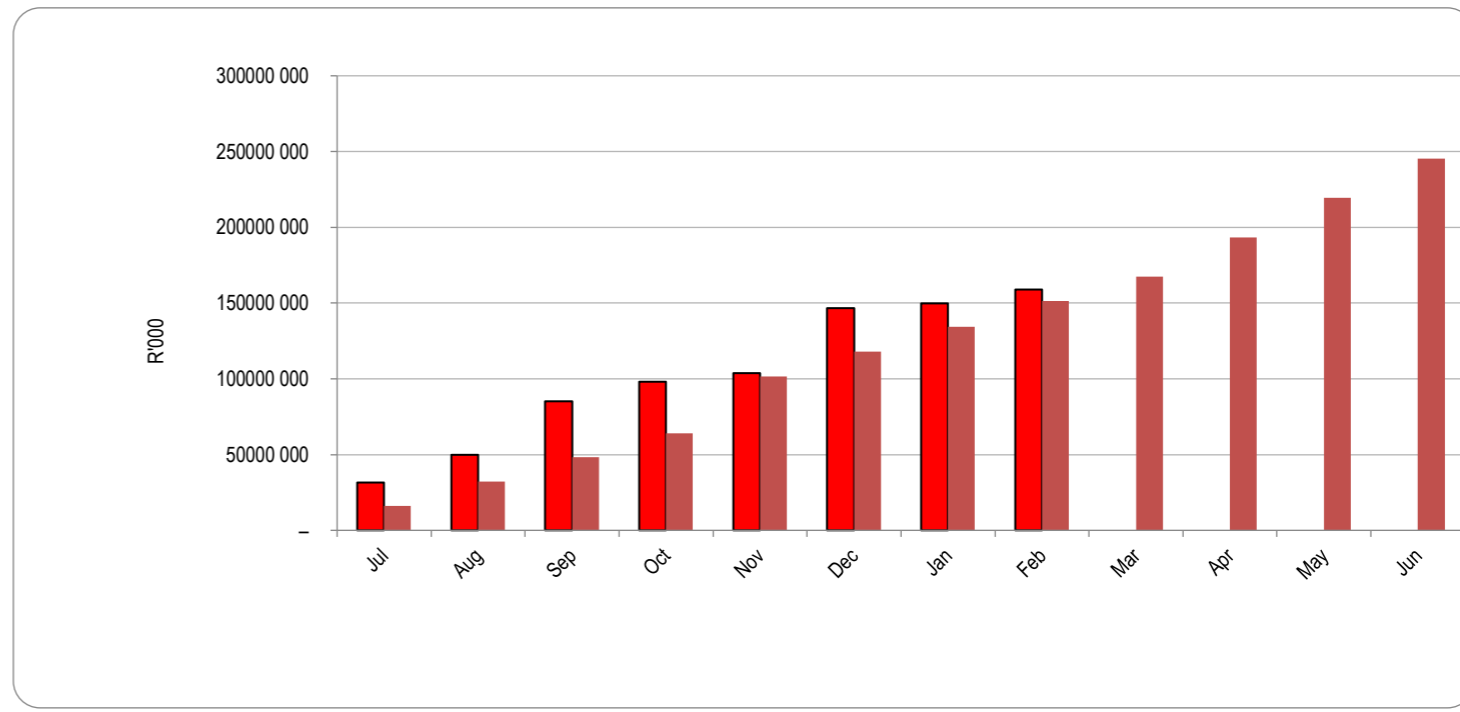
**Chart C1 2023/24 Capital Expenditure Monthly Trend: actual v target**

| Month | 2024/25 | Original Budget | Adjusted Budget | Monthly actual |
|-------|---------|-----------------|-----------------|----------------|
| Jul   | 13 342  | 16 091          | 16 091          | 31 662         |
| Aug   | 19 329  | 16 050          | 16 050          | 18 250         |
| Sep   | 2 987   | 16 019          | 16 019          | 35 182         |
| Oct   | 22 960  | 15 926          | 15 926          | 12 975         |
| Nov   | 22 972  | 16 112          | 37 484          | 5 634          |
| Dec   | 27 348  | 16 298          | 16 298          | 42 991         |
| Jan   | 6 419   | 16 484          | 16 484          | 2 986          |
| Feb   | 5 603   | 16 577          | 17 157          | 9 341          |
| Mar   | 6 494   | 15 833          | (51 411)        | (43 229)       |
| Apr   | 20 943  | 16 112          | 25 907          | -              |
| May   | 18 102  | 16 298          | 26 102          | -              |
| Jun   | 72 783  | 16 205          | 26 035          | -              |



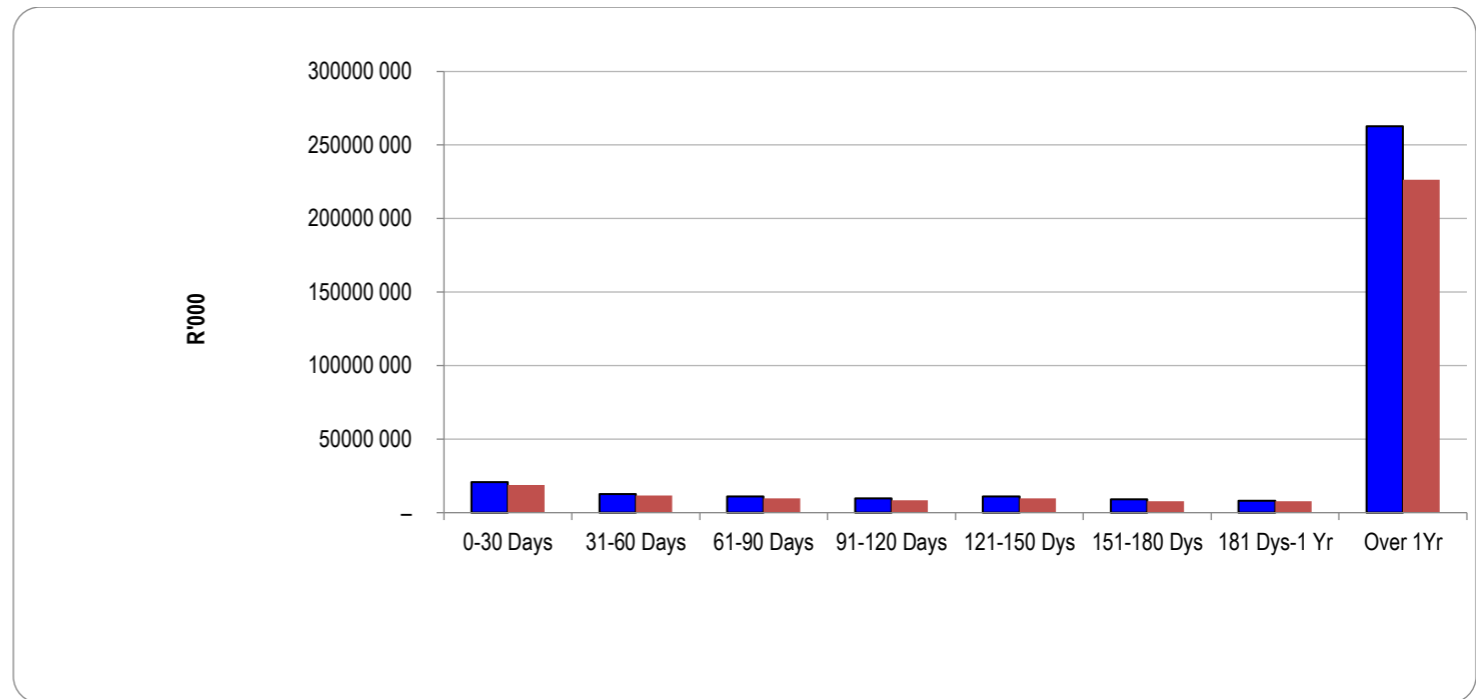
**Chart C2 2023/24 Capital Expenditure: YTD actual v YTD target**

| Month | YearTD actual | YearTD budget |
|-------|---------------|---------------|
| Jul   | 31 662        | 16 091        |
| Aug   | 49 912        | 32 141        |
| Sep   | 85 094        | 48 160        |
| Oct   | 98 069        | 64 086        |
| Nov   | 103 703       | 101 570       |
| Dec   | 146 694       | 117 868       |
| Jan   | 149 679       | 134 352       |
| Feb   | 159 020       | 151 509       |
| Mar   | -             | 167 342       |
| Apr   | -             | 193 249       |
| May   | -             | 219 351       |
| Jun   | -             | 245 386       |



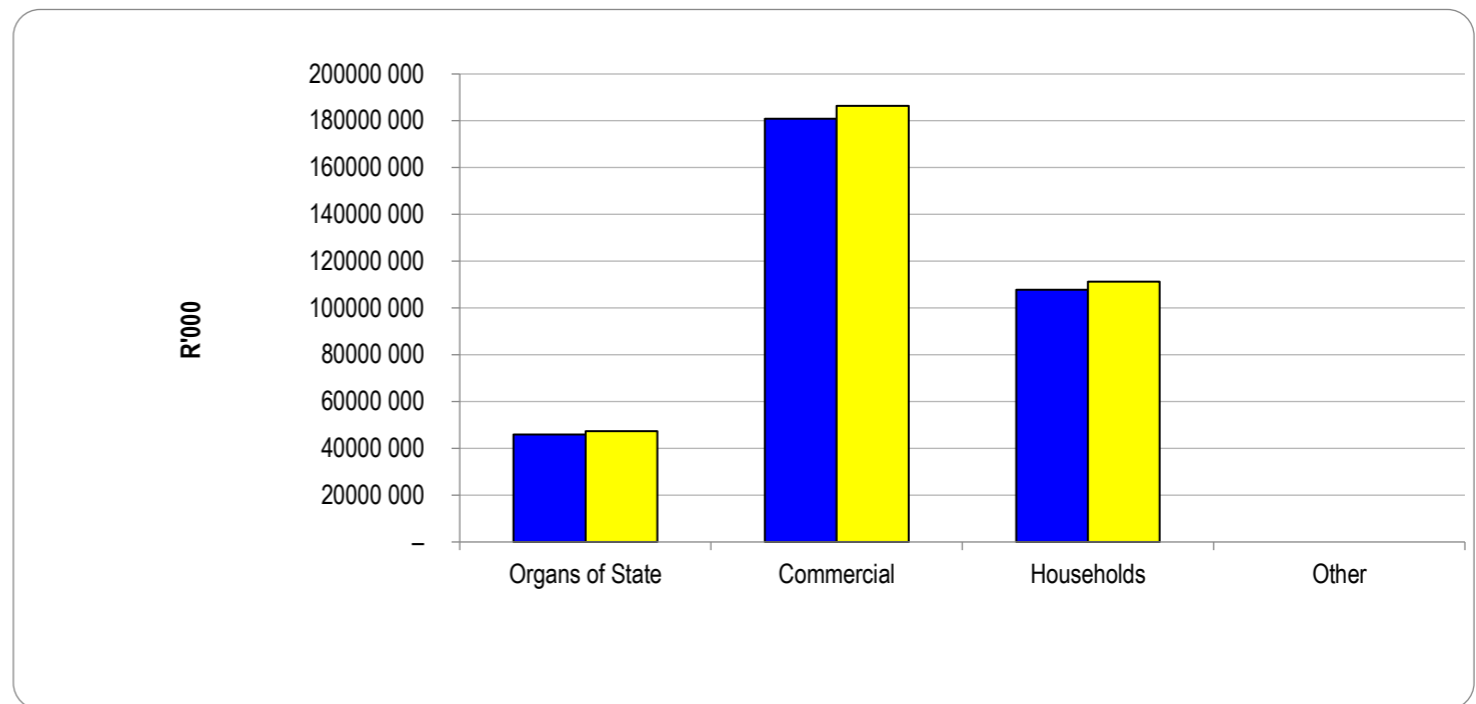
**Chart C3 Aged Consumer Debtors Analysis**

|                          | 0-30 Days | 31-60 Days | 61-90 Days | 91-120 Days | 121-150 Dys | 151-180 Dys | 181 Dys-1 Yr | Over 1Yr |
|--------------------------|-----------|------------|------------|-------------|-------------|-------------|--------------|----------|
| Budget Year 2025/2024/25 | 20 633    | 12 648     | 11 093     | 9 582       | 10 899      | 9 087       | 8 197        | 262 918  |
| 2024/25                  | 18 901    | 11 657     | 9 723      | 8 432       | 9 648       | 7 711       | 7 665        | 226 405  |



**Chart C4 Consumer Debtors (total by Debtor Customer Category)**

|                 | 2024/25 | Budget Year 2025/26 |
|-----------------|---------|---------------------|
| Organs of State | 45 958  | 47 379              |
| Commercial      | 180 890 | 186 485             |
| Households      | 107 857 | 111 193             |
| Other           | -       | -                   |



**Chart C5 Aged Creditors Analysis**

|                   | Bulk Electricity | Bulk Water | PAYE deductions | VAT (output less input) | Pensions / Retirement deductions | Loan repayments | Trade Creditors | Auditor General | Other |   |
|-------------------|------------------|------------|-----------------|-------------------------|----------------------------------|-----------------|-----------------|-----------------|-------|---|
| 2024/25           | -                | -          | -               | 0                       | -                                | -               | 24              | -               | -     | - |
| Budget Year 2025/ | -                | -          | -               | -                       | -                                | -               | 0               | -               | -     | - |

